



State of Florida Recovery Plan

State and Local Fiscal Recovery Funds

2023 Report for the period ended

July 31, 2023



State of Florida
2023 Recovery Plan

Table of Contents

GENERAL OVERVIEW 2

 Executive Summary 2

 Uses of Funds 3

 Promoting equitable outcomes 23

 Community Engagement 28

 Labor Practices 29

 Use of Evidence 29

 Performance Report 29

 Project Inventory 30

Appendix A: Treasury Expenditure Categories 33

Appendix B: Agency Addressed Memo #21-033 36

Appendix C: Example Agency Memorandum - Deferred Maintenance Projects.... 37

Appendix D: Example Agency Memorandum - General Framework Provisions and Authorized Signatures 40

Appendix E: Project Inventories 43

Appendix F: Capital Expenditure Data 161



GENERAL OVERVIEW

Executive Summary

On March 11, 2021, the American Rescue Plan, Pub. L. No. 117-2 (ARPA) was signed into law. Pursuant to section 9901 of American Rescue Plan Act (ARPA), Sections 602(b) and 603(b) were added to the Social Security Act (the Act), establishing the Coronavirus State Fiscal Recovery Fund (SFRF) and the Coronavirus Local Fiscal Recovery Fund, which together make up the Coronavirus State and Local Fiscal Recovery Funds program, as authorized by the Department of the Treasury (Treasury). This program is intended to provide support to State, territorial, local, and Tribal governments in responding to the economic and public health impacts of COVID-19.

Coronavirus State and Local Fiscal Recovery Funds provide eligible state, local, territorial, and Tribal governments with resources to address pandemic response needs. Within the categories of eligible uses, recipients have broad flexibility to decide how best to use this funding to meet the needs of their communities. Recipients may use Coronavirus State and Local Fiscal Recovery Funds to:

- Replace lost public sector revenue, using this funding to provide government services up to the amount of revenue lost due to the pandemic.
- Respond to the far-reaching public health and negative economic impacts of the pandemic, by supporting the health of communities, and helping households, small businesses, impacted industries, nonprofits, and the public sector recover from economic impacts.
- Provide premium pay for essential workers, offering additional support to those who have and will bear the greatest health risks because of their service in critical sectors.
- Invest in water, sewer, and broadband infrastructure, making necessary investments to improve access to clean drinking water, to support vital wastewater and stormwater infrastructure, and to expand affordable access to broadband internet.

Florida's implementation of the SFRF program began with Governor DeSantis signing the *Florida Leads* budget into law on June 2, 2021, which represented Florida's focus on recovery and authorized \$5.3 billion in projects for the SFRF Award. Implementation continued with the *Freedom First* budget, signed into law on June 2, 2022. The *Freedom First* budget built on Florida's recovery effort by expanding the successful initiatives established to preserve prosperity for Floridians and continuing the focus on infrastructure and our environment. The *Freedom First* budget authorized an additional \$3.4 billion in projects for the SFRF Award. Most recently, the *Framework for Freedom* was signed into law on June 15, 2023. The *Framework for Freedom* budget shifted



funding allocations for some initiatives based on overall progress and provided funding for two new initiatives: increasing capacity for forensic beds and enhancements to the Camp Blanding Training Center.

The 2021 Recovery Plan Performance Report (dated July 31, 2021) focused on how the initial \$4.4 billion in funding had been allocated, noting that Florida's agencies were finalizing specific program guidance to ensure that funds are utilized for authorized purposes and administered transparently, and that appropriate performance metrics are identified.

The 2022 Recovery Plan Performance Report (dated July 31, 2022) provided a complete picture of SFRF funding with the majority of the \$8.8 billion being allocated in the *Freedom First* budget. The report also included the realignment of approved projects to Treasury's revised expenditure subcategories based on the Final Rule¹.

The 2023 Recovery Plan Performance Report focuses on the initial planning stages for the majority of approved projects and continues to develop performance measures and monitoring activities. This report and future reports will include budget realignments based on project progress in relation to the award deadlines for obligations and expenditures.

Uses of Funds

The Compliance and Reporting Guidance requires that this section:

- Describe the **strategy and goals** of the state's SFRF program, such as how the approach will help support a strong and equitable recovery from the COVID-19 pandemic and economic downturn.
- Describe **how** intended and actual use of funds will **achieve the state's goals**.
- Explain **how the funds would support the communities, populations, or individuals in the state**.
- Describe **how the use of funds supports the overall strategy and goals** in each of the six Expenditure Categories (Appendix A includes a list of Expenditure Categories defined by the Treasury).
- Where appropriate, **include use (or planned use) of other programs under the American Rescue Plan** to provide broader context on the overall approach for pandemic recovery.

To better understand the context of the Florida response, this section provides background on the overall approach for pandemic recovery including the state's high-level goals and strategies. Next, the report describes specific actions to date related to the American Rescue Plan overall and the State Fiscal Recovery Fund specifically,

¹ U.S. Department of the Treasury Final Rule, 31 CFR Part 35 (RIN 1505-AC77)



including strategies to maximize programmatic impact and effective, efficient, and measurable outcomes. Each of the six expenditure categories are then discussed including intended use, how that use will support a strong and equitable recovery and aligns with the state's goals, and how funds will support communities, populations, or individuals in the state.

BACKGROUND

The State Fiscal Recovery Fund is one piece of the whole as it relates to Florida's ongoing recovery from the impacts of the COVID-19 pandemic. To understand the strategy behind funding decisions for SFRF funds, it is important to become acquainted with the major federal initiatives related to the pandemic and how they relate to Florida.

Pandemic-related grant funding prior to the ARPA includes:

- The Coronavirus Preparedness and Response Supplemental Appropriations Act, 2020 (P.L. 116-123) which was signed into law on March 6, 2020, provided \$55 million in support to Florida focusing primarily on crisis response.
- The Families First Coronavirus Response Act (P.L. 116-217), which was signed into law on March 18, 2020, provided Florida with more than \$1 billion in support and in addition to specific pandemic funding, provided fiscal relief through a temporary increase in federal matching funds for Medicaid and other funds matched at the Federal Medical Assistance Percentage (FMAP).
- The CARES Act (P.L. 116-136) which was signed into law on March 27, 2020, provided Florida with \$8.3 billion in direct assistance, referred to as the Coronavirus Relief Fund (CRF), as well as \$2.1 billion in other state and local government grants, and \$8 billion in grants to non-government entities in Florida.
 - Of the \$8.328 billion made available for Florida's CRF, \$2.47 billion was granted directly to 12 counties by the Treasury and \$1.275 billion was directed by the Governor's Office to the remaining 45 counties, leaving \$4.583 billion available for state response efforts.
- The Consolidated Appropriations Act, 2021 (P.L. 116-260) which was signed into law on December 27, 2020, provided \$7.8 billion in grants to state and local governments including \$1.4 billion in emergency rental assistance, and \$1.5 billion in grants to non-government entities in Florida.

The acts also contained several non-grant programs which directly benefited Florida's individuals and businesses including:

- Payroll Protection Program, which can be forgiven and provides small businesses with funds to pay up to 8 weeks of payroll costs including benefits, as well as to pay interest on mortgages, rent, and utilities.
- Economic Impact Payments, which are direct payments to individuals.



- Economic Injury Disaster Loans for the repair and rebuilding of non-farm, private sector disaster losses.
- Pandemic Unemployment Compensation programs provided temporary increase and temporary extensions to benefits.
- Supplemental Nutrition Assistance Program, which includes the temporary 15% increase in benefits.
- Pandemic Electronic Benefit Transfer Benefits for households with students who had temporarily lost access to free and reduced-price meals at school due to COVID-19 school closures and distance learning.

To coordinate and capture CRF response costs, Governor DeSantis established the Federal Recovery Unit within the Governor's Office. The goals of the project team were to:

- Coordinate response to ensure effective statewide implementation,
- Mitigate fraud and abuse,
- Ensure transparent communication,
- Establish performance metrics, and
- Develop consistent and centralized reporting.

The Federal Recovery Unit immediately established a federated model of agency experts to coordinate, identify, and report the needs in the agencies. Each agency developed an Agency Response Document which identified their actions taken to deliver emergency services to citizens and businesses as well as creating a safe working environment for employees. The Federal Recovery Unit then reviewed pandemic-related agency expenditures to ensure they met CRF eligibility criteria. Once eligible items were validated, expenditures were prioritized and evaluated to ensure that CRF expenditures were coordinated with other federal funds used for other pandemic relief efforts.

Agencies' Inspectors General were engaged early in the process to ensure agency procedures were in place to mitigate fraud, waste, and abuse. Each state agency conducted an initial risk readiness assessment evaluating internal controls and operating procedures. If a weakness was identified, agencies initiated corrective actions. Agencies are asked to perform annual updates to their risk readiness assessments.

The agencies were provided the Sub-recipient Monitoring and Self-Assessment Tool released by AGA (formerly the Association of Government Accountants) as a recommended baseline and best practice. A resource website was also made available for agency staff and Inspectors General (<https://www.floridaoig.com/COVID-19.htm>). During the State Fiscal Year (SFY) 2021-2022 risk readiness updates, agencies were



asked to provide the Office of the Chief Inspector General with their sub-recipient monitoring tools.

Subsequent to the ARPA, Congress passed the Infrastructure Investment and Jobs Act (P.L. 117-58), which became law on November 15, 2021. This act authorized just under \$19 billion in potential funding for Florida, subject in part to appropriation. The majority of the funding authorization was in the areas of Transportation and Environmental Protection. As these funds are appropriated and allocated, their use will be coordinated with the deployment of State Fiscal Recovery Funds to achieve maximum impact on critical infrastructure projects.

ACTIONS TO DATE

The American Rescue Plan Act, 2021, (P.L. 117-2) which was signed into law on March 11, 2021, provided Florida with:

- \$8.8 billion for the Coronavirus State Fiscal Recovery Fund.
- \$7.1 billion for the Coronavirus Local Fiscal Recovery Fund, of which, \$4.2 billion was allocated directly to counties, \$1.5 billion was allocated directly to metropolitan cities, and \$1.4 billion was allocated to the state for distribution to cities with population less than 50,000.
- \$17.8 billion in other state and local government grants, including \$1.1 billion in Emergency Rental Assistance.
- \$3.1 billion in grants for non-government entities in Florida.

In May 2021, Florida received 50 percent of its SFRF allocation, or \$4.4 billion, which was appropriated to programs and initiatives defined in Section 152 of the 2021-2022 General Appropriations Act (Ch. 2021-36, L.O.F.). The second 50 percent of the SFRF allocation was appropriated to initiatives and projects in Section 197 of the 2022-2023 General Appropriations Act (Ch. 2022-156, L.O.F.) and was received in May 2022.

When the ARPA funds became available, the Governor's Office, Federal Recovery Unit initiated implementation activities for SFRF. The team leveraged the CRF framework which provided partner agencies an understanding of the "way of work" and served to speed up the time to launch programs. The team has applied the same goals to the SFRF implementation:

- Coordinate response to ensure effective statewide implementation,
- Mitigate fraud and abuse,
- Ensure transparent communication,
- Establish performance metrics, and
- Develop consistent and centralized reporting.



In late June 2021, each agency receiving an appropriation under the SFRF was provided three communications. The first, Agency Addressed Memo #21-033 (see Appendix B) contained the following provisions:

- A summary of Section 152 of the SFY 2021-2022 General Appropriations Act (Ch. 2021-36, L.O.F.) which contained all SFRF appropriations,
- The statement that any funds not spent during SFY 2020-2021 would be available for SFY 2021-2022, and
- A statement to affirm that the state legislation (section 152) would be implemented to comply with both state proviso language and federal program requirements.

The second memorandum (see Appendix C for an example) addressed Deferred Maintenance projects authorized by the Joint Legislative Budget Commission and provided specific guidelines similar to the third memorandum.

The third memorandum (see Appendix D for an example) contained general framework provisions and required signature by the agency head and a representative of the Governor's Office:

- The methodology for allocating appropriated amounts to the amount actually received by Florida and the final pro-rated amounts (the state received \$4.4 billion but \$5.3 billion had been appropriated).
- A significant number of exhibits related to the funding including the ARPA itself, the Interim Final Rule (IFR), and Section 2 CFR Part 200 (or 45 CFR 75).
- A statement of overarching principles:
 - Federal goal: to meet pandemic response needs and rebuild a stronger, more equitable economy as the country recovers (IFR, pg. 8). This includes outcomes related to business income, household or personal income, neighborhood improvement, improvements within Qualified Census Tracts, and other qualifying criteria contained in the guidance.
 - Programs shall assess whether a program or service responds to the COVID-19 public health emergency. Each "initiative" or "program" must establish a performance metric which identifies the problem, immediate effects of the problem or how the effects may manifest over time, what the funding will be used for, and how the use addresses or responds to the identified need.
 - Performance metrics may be established for each project within an initiative.
- A statement of work identifying the responsibilities of both the Executive Office of the Governor and the receiving state agency.
 - Executive Office of the Governor – Office of Policy and Budget (OPB):
 - Retains responsibility for monitoring and overseeing the subrecipient's use to ensure compliance with the terms and conditions of award and reporting to Treasury.



- Must determine eligibility of proposed uses prior to transfers.
- Processes budget amendments and/or legislative actions to establish state budget authorization.
- Provides support and guidance to agency administrators on federal eligibilities, program implementation, and data elements needed for reporting.
- Collects data from agencies to prepare quarterly expenditures and annual performance reports to Treasury.
- State Agency:
 - Sub-recipients are charged with carrying out a program or project on behalf of the Recipient (IFR, pg. 106).
 - Sub-recipient (or transferee) must abide by the restrictions on applicable use and other federal laws and program guidance (IFR, pg. 106 and pg. 147).
 - Sub-recipient must provide design, implementation, monitoring, compliance and reporting, to include, but not limited to:
 - Internal pre-award processes and data demonstrating project eligibility.
 - Post-award processes and data demonstrating payments, grants, and awards to businesses and individuals.
 - Report quarterly expenditure data, information on contracts \$50,000 and greater, and other data as may be needed to complete quarterly expenditure reports and annual performance reports.
 - Develops program guidelines with the following minimum elements:
 - The approach which can include mission, goals, and purpose.
 - Defined problem statements in the context of pre-pandemic circumstances explaining the current state and explanation of how the funding addresses or responds to the need.
 - Roles and responsibilities in context of the approach.
 - Essential elements of the program which can address key strategies, program objectives, prioritization of projects, management strategies, and other applicable program administration elements.
 - Performance measures for the program to demonstrate overall impact to the state and for projects to demonstrate regional impacts.
 - Monitoring and accountability approach and processes.
 - Outcomes which will be achieved with the funding. Final outcomes will be reported upon program close out.
 - Addendums which can include applicable documents such as a glossary, checklists, reports, and supporting data.



- A high-level project timeline and planned activities:
 - May–December 2021
 - Identify individual projects and sub-activities.
 - Establish accounting and budget codes.
 - Define pre-pandemic conditions.
 - Establish key performance indicators by program.
 - Define anticipated post- pandemic outcomes.
 - Establish framework to link cost and performance.
 - Develop and agree to data tables for reporting.
 - Establish consistent supporting documentation submission process.
 - January 2022 until full expenditure of grant and closing:
 - Quarterly federal expenditure and contract reporting with supporting documentation.
 - Annual federal performance reporting and supporting documentation.
 - Ongoing monitoring.

During SFY 2021-2022, the Federal Recovery Unit was focused on the following:

- Supporting the budget process for the remaining 50% of funds.
- Implementation of a new reporting system to assist with Quarterly Treasury Reporting.
- Finalizing Program Guidelines.

During SFY 2022-2023, the Federal Recovery Unit was focused on the following:

- On boarding compliance staff for the unit and issuing guidance on grant requirements.
- Developing reporting protocols for programmatic data.
- Establishing Program Guidelines for new initiatives and updating existing guidelines.

During SFY 2023-2024, the unit's focus will be on:

- Procuring compliance support and establishing compliance review processes.
- Ensuring full usage and legislative intent of funds.
- Improve reporting for performance measures.

The Federal Recovery Unit also hosts monthly statewide webinars and meets monthly with partner agencies. The time is used to coordinate agencies toward a common mission and vision, communicate guidance, troubleshoot specific issues, check progress on assignments and deadlines, and keep the lines of communication open.

INTENDED USE BY EXPENDITURE CATEGORY

The strategic investments made in Florida's future were memorialized in the *Florida Leads* budget, continued in the *Freedom First* budget, and further enhanced in the



Framework for Freedom budget. The following table shows the allocation of the \$8.8 billion in SFRF funds by expenditure category. Note that some of the categories have changed since the prior report. This refinement of categories, especially for the infrastructure projects, will continue into the next report.

EXHIBIT 1 – Intended Use by Expenditure Category

Expenditure Sub-Category	Treasury Expenditure Category/ Sub-Category Title	State Agency	State Code	State Project or Initiative Group	Amount
Public Health					
1.12	Mental Health Services	DCF	234-D	Mental Health Forensic Bed Capacity	35,000,000
1.14	Other Public Health Services	DMA	152-J	Florida National Guard Armories - Immokalee and Zephyrhills	50,000,000
1.14	Other Public Health Services	DMS	152-W (197-L)	State Emergency Operations Center	180,000,000
1.14	Other Public Health Services	DMA	234-B	Camp Blanding Readiness Center	102,459,176
				Public Health Subtotal	367,459,176
Negative Economic Impacts					
2.9	Unemployment Benefits or Cash Assistance to Unemployed Workers	DEO	152-G	Reemployment Assistance System Modernization	56,400,000
2.10, 2.37**	Assistance to Unemployed or Underemployed Workers, Economic Impact Assistance: Other**	DEO	152-K (197-N)	Florida Job Growth Grant Fund	100,000,000
2.10	Assistance to Unemployed or Underemployed Workers	DEO	152-V (197-I)	Workforce Information System	240,000,000
2.25	Addressing Educational Disparities: Academic, Social, and Emotional Services	DOE	152-S	New Worlds Reading Initiative	125,000,000
2.35	Aid to Tourism, Travel, or Hospitality	DEO	152-O	Florida Tourism Industry Marketing Corporation (VISIT FLORIDA)	25,000,000
2.36	Aid to Other Impacted Industries	DOT	152-C	Grants for Port Operations	250,000,000
				Negative Economic Impacts Subtotal	796,400,000
Infrastructure					
5.0*	Water and Sewer*	DEP	152-X (197-K)	Everglades Restoration	158,993,065
5.0*	Water and Sewer*	DEP	152-D (197-H)	Resilient Florida Grant Program	700,000,000
5.0*	Water and Sewer*	DEP	152-Z	Small Community Wastewater Grants	25,000,000
5.0*	Water and Sewer*	DEP	152-E	Water Protection and Sustainability Program (Septic to Sewer Grants)	500,000,000
5.2	Clean Water: Centralized Wastewater Collection and Conveyance	DEP	152-P	Springs Restoration	25,000,000
5.6	Clean Water: Stormwater	DEP	152-T	Coastal Mapping Services	100,000,000
5.6	Clean Water: Stormwater	DEP	152-U (234-C)	Piney Point Reservoir Stabilization	185,000,000
5.6	Clean Water: Stormwater	DEP	152-H	Beach Management Funding Assistance Program	50,000,000
5.6	Clean Water: Stormwater	DEP	152-L	C-51 Reservoir - Phase II	48,000,000
5.6	Clean Water: Stormwater	DEP	152-AA	Total Maximum Daily Loads	20,000,000
5.8	Clean Water: Water Conservation	DEP	152-M	Alternative Water Supply	40,000,000
5.8	Clean Water: Water Conservation	DEP	197-E	Land Acquisition - Green Heart of the Everglades	35,000,000
5.8	Clean Water: Water Conservation	DEP	197-E	Land Acquisition - Rattlesnake Key	23,000,000
5.18	Water and Sewer: Other	DEP	152-I	Inland Protection Trust Fund - Petroleum Tank Cleanup	50,000,000
5.18	Water and Sewer: Other	DEO	197-P	Rural Infrastructure Fund	25,000,000
5.19	Broadband: "Last Mile" projects	DEO	197-C	Broadband Opportunity Program	380,000,000
				Infrastructure Subtotal	2,364,993,065
Revenue Replacement					
6.1	Provision of Government Services	DEO	152-A (197-F, 234-A)	Payments to Pandemic First Responders	330,206,644
6.1	Provision of Government Services	DOT	152-C	State Highway System Projects	1,725,000,000
6.1	Provision of Government Services	STW	152-F	Deferred Building Maintenance Program - State Agencies	306,026,534
6.1	Provision of Government Services	DOS	152-N (197-O)	African American Cultural and Historical Grants	60,357,300
6.1	Provision of Government Services	DEP	152-R	Land Acquisition - Wildlife Corridor	300,000,000
6.1	Provision of Government Services	FWC	152-Y (197-R)	Derelict Vessel Removal and Prevention Program	36,735,894
6.1	Provision of Government Services	FWC	152-AB (197-T)	Enhanced Aviation Support	13,400,500
6.1	Provision of Government Services	DOE	152-AC (197-B)	Public Education Capital Outlay - Colleges	270,034,427
6.1	Provision of Government Services	DOE	152-AC (197-B)	Public Education Capital Outlay - K-12	283,246,133
6.1	Provision of Government Services	DOE	152-AC (197-B)	Public Education Capital Outlay - Universities	430,196,839
6.1	Provision of Government Services	DOE	197-A	Deferred Building Maintenance Program - Florida College System	400,000,000
6.1	Provision of Government Services	DOE	197-A	Deferred Building Maintenance Program - State University System	443,725,327
6.1	Provision of Government Services	DACS	197-D	Land Acquisitions - Rural and Family Lands	300,000,000
6.1	Provision of Government Services	DOT	197-G	Florida Motor Fuel Tax Relief	200,000,000
6.1	Provision of Government Services	DMS	197-J	Capitol Complex Renovations and Repairs	115,000,000
6.1	Provision of Government Services	DOT	197-M	County Transportation Projects - Small County Outreach Program	30,000,000
6.1	Provision of Government Services	DOT	197-M	County Transportation Projects - Small County Road Assistance Program	20,000,000
6.1	Provision of Government Services	DOS	197-Q	Department of State Artifact Facility	13,800,000
6.1	Provision of Government Services	DOS	197-S	Cultural Facilities Grants	10,000,000
				Revenue Replacement Subtotal	5,287,729,598
				Unallocated	0
				Grand Total	8,816,581,839

*This program contains multiple projects crossing different expenditure categories. The individual projects awarded within the program will align with a specific Treasury expenditure sub-category and identified on the project inventory. **This initiative includes the two projects noted. Amounts for each are noted on the Project Inventory.



EC 1 Public Health: Initiatives associated with this expenditure category represent administrative expenses to address the backlog of behavioral health services and a longer-term investment to increase Florida's capacity for response to public health emergencies.

Mental Health Services

- The *Framework for Freedom* budget provides \$35 million (Initiative 234-D) to support a comprehensive array of behavioral health services. Funding will be used to sustain and expand forensic bed capacity to support admissions to state mental health facilities and reduce the waitlist for admission.

Emergency Response Facilities

- Initiative 152-W/197-L is a capital investment in a new State Emergency Operations Center (SEOC). The current SEOC is outdated and cannot adequately support the magnitude of emergency response for the State of Florida. The SEOC cannot accommodate the full cadre of Emergency Support Functions staff needed to run logistics, operations, and response missions during an emergency. Additionally, the facility was not designed or constructed to withstand wind speeds in excess of 140 mph. Given the magnitude and frequency of events, and the emerging need for biological responses, a new facility is essential to ensure that Florida is prepared to respond to emergencies, quickly deploy resources to and aid vulnerable communities in recovery efforts and mitigate emergency impacts for decades to come.
- As Florida's population continues to grow and emergency response needs become more frequent, it is essential to continue to increase the number of Florida National Guard (FLNG) service members available for state response. The FLNG took on a significant role during the state's COVID-19 response at testing sites, distribution centers and other emergency related deployments. The *Florida Leads* budget includes up to \$50 million in SFRF funding for Initiative 152-J to build two (2) new FLNG armories in Immokalee and Zephyrhills. Expanding locations enables the Florida National Guard to recruit and provide training facilities for approximately 450 new service members.
- The *Framework for Freedom* budget includes record funding to strengthen the National Guard's Camp Blanding Joint Training Center (234-B). Funds will be used to launch a multi-year initiative at Camp Blanding for the construction of multiple state-of-the-art training facilities for the Florida National Guard. This major investment in live-fire ranges, radio transmission tower and communications, infantry battle courses, and barracks to support simultaneous



training of 5,000 guardsmen will elevate Florida's force readiness and reduce dependence on federal and other state resources.

EC 2 Negative Economic Impacts: Initiatives associated with this expenditure category reflect a focus on strategic investments to achieve long-term benefits. Investments are made specifically in businesses that will expand Florida's economic activities, improve employment opportunities, and create stronger linkages between workforce education and growing employment sectors.

- Florida's 14 active deep-water seaports are important economic engines for Florida and the national economy. In Florida alone, seaports have a \$117.6 billion positive economic impact and account for more than 900,000 direct and indirect jobs. Seaports experienced drastic revenue impacts during the pandemic in both cargo and cruise ship activities. The Grants for Port Operations Grant Initiative (152-C) provides a substantial infusion of resources needed to stabilize current operations and lay the foundation for a strong and equitable recovery. Awards were used for operation costs or expansion projects deferred during 2020.
- Initiatives 152-G and 152-V invest in systems which support Florida's workforce.
 - Initiative 152-G will modernize the state's reemployment system to address significant issues with the current system that slowed response to citizens facing economic instability. The improvements will ensure open access to Florida families, ensure claims are processed quickly and efficiently, and provide them with resources needed when facing economic challenges.
 - The Workforce Information System Initiative (152-V, 197-I) will improve coordination between workforce and education partners to transform Florida's pipeline from education to employment in high-demand fields. The consumer-focused program will integrate processes and systems to a one-stop point of entry that efficiently and effectively delivers workforce and education programs and services.
- The Florida Job Growth Grant Fund (152-K/197-N) is an existing program for economic growth and resiliency. Investments include projects which focus on increasing economic growth and resiliency in underserved communities. This program includes both infrastructure projects and workforce/job training grants.
- The New Worlds Reading Initiative (152-S) provides at-home literacy support for elementary school students reading below grade level. Under the initiative, a hardcopy book is delivered monthly to eligible students at no cost. The initiative



provides their parents with resources to help improve the student's reading skills and instill a love of reading.

- Florida's tourism industry was responsible for welcoming 79.8 million visitors in 2020, a decrease from the record 131.4 million visitors in 2019 attributable to the COVID-19 pandemic. Based on the latest 2019 economic impact study, Florida visitors contributed \$96.5 billion to Florida's economy and supported over 1.6 million Florida jobs. The VISIT Florida Initiative (152-O) is a critical investment to rebuild the industry and attract tourists to achieve pre-pandemic levels. The initiative will drive long-term benefits for entertainment, meetings and events, tour operators, hotels, and restaurant industries.

EC 3 Public Health – Negative Economic Impact: Public Sector Capacity: Florida has no projects in this Expenditure Category.

EC 4 Premium Pay: Florida has no projects to associate with the Premium Pay category. However, the Payments to Pandemic First Responders Initiative (152-A, 197-F, 234-A) provided a one-time disaster relief payment of \$1,000 to first responders in SFY 2021-2022 due to the disproportionate burden, personal costs, and increased risks placed on them during the COVID-19 pandemic. In SFY 2022-2023 and 2023-2024, recognition payments of \$1,000 are provided to first responders for their continued public service. Since these are one-time payments, this initiative is reported in EC 6.

EC 5 Infrastructure: The number of projects in this category reflects Florida's focus on long-term investments that protect our valuable water resources and strengthen our infrastructure.

Florida's water resources are key to Florida's long-term economic recovery and natural disaster resiliency. Protection and preservation of Florida's natural resources not only ensures the health of our citizens, but it also serves to continue Florida's long history as a top tourist destination, which significantly supports our economy and provides jobs for Floridians.

Both the *Florida Leads* and *Freedom First* budgets included historic levels of funding for Florida's waters. The 15 water initiatives associated with EC 5 can be viewed in four broader policy purposes. All of these purposes included significant levels of other state funding along with SFRF funds:

- Further Protection of our Valuable and Vulnerable Coastlines – Governor DeSantis recognizes the challenges presented by sea level rise, intensified storm events and localized flooding. Upon taking office, Governor DeSantis set out to develop resilience goals for the state to help protect Florida's coastal



communities and fortify its pathway to continued prosperity. He took significant action in establishing the Office of Resilience and Coastal Protection within the Department of Environmental Protection (DEP) and appointing the state's first Chief Resilience Officer. These actions represented the first tangible step towards strong, coordinated state leadership on resiliency. SFRF-funded projects include:

- Resilient Florida Grant Program (152-D, 197-H) – The Resilient Florida program includes a selection of grants that are available to counties, municipalities, water management districts, flood control districts and regional resilience entities for community resilience planning, such as vulnerability assessments, plan development, and projects to adapt critical assets.
- Beach Management Funding Assistance Program (152-H) – The Beach Management Funding Assistance Program works in concert with local sponsors to achieve protection, preservation, restoration, and nourishment of the sandy beaches fronting the Atlantic Ocean, Gulf of Mexico, and Straits of Florida, and for the management of inlets to replicate the natural drift of sand interrupted by improved, modified, or altered inlets. This initiative begins with the designation of sandy shoreline as being critically eroded, the development of the Strategic Beach Management Plan and Inlet Management Plan, and the funding assistance to restore and maintain the shoreline in accordance with Florida Statutes and the adopted management plans. Grants will be awarded to eligible local governments as well as contracts to update and implement the comprehensive, long-term statewide beach management plan.
- Coastal Mapping (152-T) – The Florida Coastal Mapping Initiative will collect high-resolution seafloor elevation data by collecting Light Detection and Ranging (LiDAR) and multi-beam sonar bathymetry from the coast (land-margin interface) to the edge of the continental shelf or beyond. The results of LiDAR and multi-beam sonar can be displayed as a highly detailed surface model of the seafloor. This will support planning and design level efforts for infrastructure, habitat mapping, restoration projects, resource management, emergency response, and coastal resiliency and hazard studies that address the effects of sea level rise and flooding on wastewater, drinking water, and stormwater infrastructure.
- Continued Improvements for Water Quality and Supply – In Executive Order 19-12, among other major environmental reforms, Governor DeSantis called for \$2.5 billion to be invested over four years for Everglades restoration and the



protection of water resources, which is an increase of \$1 billion over the previous four years. The State's Fiscal Year 2021-2022 budget dedicated more than \$625 million for Everglades restoration and the protection of water resources. The State's Fiscal Year 2022-2023 budget continued that investment with an additional \$1 billion. The budgets also include significant funding for targeted water quality improvements to achieve significant, meaningful, and measurable nutrient reductions in key waterbodies across the state and to implement the initial recommendations of the Blue-Green Algae Task Force. SFRF-funded initiatives include:

- Water Protection and Sustainability Program (Septic to Sewer Grants) – The Wastewater Grant Program (152-E) provides grants for projects which reduce excess nutrient pollution through: retrofitting Onsite Sewage Treatment and Disposal Systems (OSTDSs) to upgrade them to nutrient-reducing OSTDSs; constructing, upgrading, or expanding facilities to provide advanced waste treatment; or connecting OSTDSs to central sewer facilities.
- C-51 Reservoir-Phase II (152-L) – The C-51 Project is a large, regional project located in western Palm Beach County. The intent of the project is to improve hydrologic conditions for the natural areas to the east of the site including improving the beneficial flows to the Loxahatchee River, while reducing the impact of harmful stormwater surges to the Lake Worth Lagoon, providing for a more resilient ecosystem in the future. Phase II funds will be used for the construction of a stormwater management system to improve water quality and distribution, which is a critical component of restoration of natural systems in Palm Beach County.
- Alternative Water Supply (152-M) – The Alternative Water Supply (AWS) Grant program supports the ongoing effort to restore Florida's water resources and provide the quantity of water needed now and into the future. The intended use of the AWS Grant program is to assist with water resource development and water supply development projects as defined in section 373.019, Florida Statutes. Eligible projects include indirect and direct potable reuse, surface water use, Lower Floridian aquifer use, transmission and distribution expansions, groundwater recharge, underground storage, and others.
- Springs Restoration (152-P) – Florida's springs face various complex threats, including decreasing spring flows and excessive nutrients. Spring flows decrease because of declining water levels in the groundwater aquifer that sustains them, and excessive nutrients, mainly nitrate, can



lead to algal growth and habit degradation. This initiative is for investing in nitrate-reducing capital projects (wastewater, stormwater, and nonpoint source pollution control projects) and water-quantity projects to protect and restore springs as well as in conserving and acquiring land in spring recharge zones to prevent nitrate contamination.

- Everglades Restoration (152-X, 197-K) – In 2000, the Comprehensive Everglades Restoration Plan was enacted at both the state and federal level, which committed significant resources to improve the Central and Southern Florida System for the betterment of the remaining Everglades and Everglades National Park. This supports Florida’s efforts to expedite critical Everglades Restoration projects, of which more than 8 million residents rely upon for water supply and recreation. These funds will be used for the construction of wetland treatment systems designed to improve water quality, which is a critical component of Everglades restoration. A significant portion of the funding is provided to the South Florida Water Management District for the design, engineering, and construction of the specific project components designed to achieve the greatest reductions in harmful discharges to the Caloosahatchee and St. Lucie Estuaries as identified in the Comprehensive Everglades Restoration Plan Lake Okeechobee Watershed Restoration Project.
- Small Community Wastewater Grant Program (152-Z) – The Small Community Wastewater Grant Program will fund projects located in rural areas of opportunity as defined in section 288.0656, Florida Statutes, and fiscally constrained counties as defined in section 218.67(1), Florida Statutes. Eligible projects include projects to upgrade wastewater systems and septic to sewer connections.
- Total Maximum Daily Loads (TMDL) (152-AA) – The TMDL initiative directs funding to areas in Florida encompassed by Basin Management Action Plans (BMAP) or alternative restoration plans adopted by Secretarial Order. Eligible projects include enhanced nutrient-reducing onsite sewage treatment and disposal systems, stormwater management, wastewater treatment facility upgrades and enhancements, and a variety of water quality best management practices. The State is focused on strategically selecting projects that will further water quality restoration goals on a regional and BMAP level.
- Investing in Clean Lands and Air – Florida is investing resources in the cleanup of contaminated sites with a focus on promoting redevelopment of these areas once cleanup has been completed. Working with federal and local partners,



cleanup and redevelopment of these sites will ensure Florida's new businesses and growing communities can safely develop and our economy can continue to grow. SFRF-funded investment includes:

- Inland Protection Trust Fund - Petroleum Tank Cleanup (152-I) – The Petroleum Restoration Program encompasses the technical oversight, management, and administrative activities necessary to prioritize, assess and cleanup sites contaminated by discharges of petroleum and petroleum products from stationary petroleum storage systems. These sites include those determined eligible for state-funded cleanup using qualified contractors selected through competitive procurement or recommended by the property owner or responsible party and state lead contractors under direct contract with the department, as well as non-program or voluntary cleanup sites funded by responsible parties.
- Piney Point Reservoir Stabilization (152-U, 234-C) – In March 2021, the Piney Point facility experienced a containment failure of the phosphogypsum stack, which resulted in hundreds of millions of gallons of untreated wastewater being discharged into the Tampa Bay. The condition of the stack system and failure of its owner and operator to provide adequate financial responsibility makes it an imminent hazard under section 403.4154, Florida Statutes. Additionally, there are several private drinking water wells within a one-mile radius of the Facility. Funds are being used for site stabilization until it can be closed.
- A Commitment to Florida's Prized Properties – As land acquisition is vital to both our economic growth and environmental protection, SFRF projects include funding to acquire and protect prized properties and waters in Florida. This will ensure all Floridians have access to enjoy our pristine natural environment, while protecting these unique natural resources and investing in the management of state-owned lands. SFRF-funded investment includes:
 - Green Heart of the Everglades (197-E) - This initiative provides funding for the acquisition of 11,000+/- environmentally sensitive acres that are hydrologically linked to the everglades, are particularly important to the estuarine ecosystem of the Ten Thousand Islands area and which support several rare and endangered animal species including the Florida panther.
 - Rattlesnake Key (197-E) – Funds will be used for the acquisition of the Rattlesnake Key Recreation Park in Manatee County to protect drinking water sources and water quality; preserve fish and wildlife; and provide park and recreation for all Floridians.



Strengthening Florida's community infrastructure –

- The Broadband Opportunity Program (197-C) provides \$400 million to the Office of Broadband to award grants for the installation and deployment of infrastructure that supports the provision of broadband Internet service to unserved and underserved areas of the state, specifically in small and rural communities.
- The Rural Infrastructure Fund (197-P) provides \$25 million to facilitate the planning, preparing, and financing of infrastructure projects in rural communities to encourage job creation, capital investment, and the strengthening and diversification of rural economies. Eligible uses of funds include planning and construction improvements to public water, wastewater, and stormwater infrastructure for industrial or commercial sites, and improvements to broadband Internet service and access in unserved or underserved rural communities. Grant awards will be made to local governments within an area designated as a Rural Area of Opportunity, or a rural county or community as defined by the Rural Economic Development Initiative.

EC 6 Provision of Government Services: Florida's investment in a wide range of infrastructure projects is reflected not just in the EC 5 category, but in the EC 6 category as well. This includes projects related to transportation, land conservation, education, public safety, and culture.

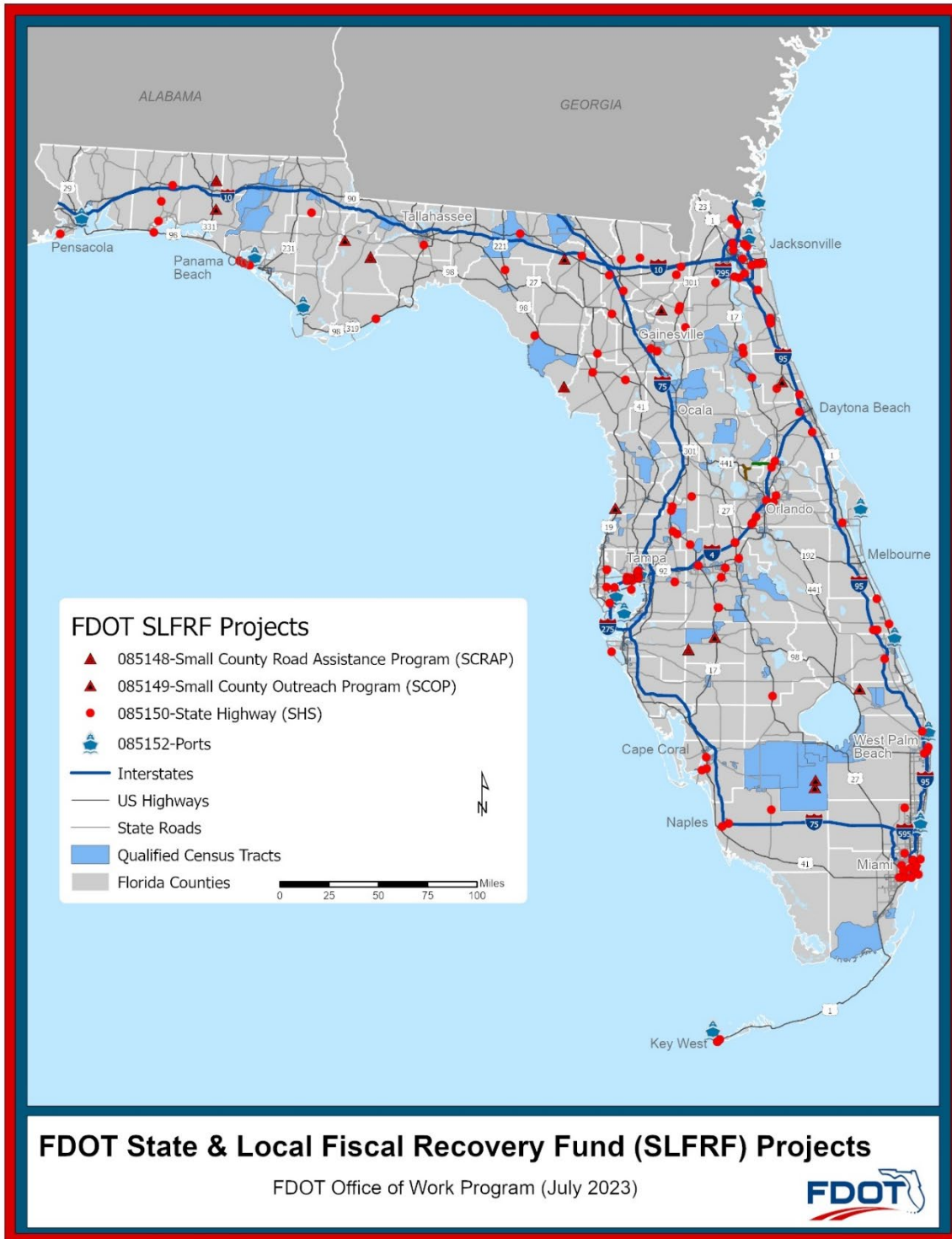
Florida is currently home to over 21 million people and welcomes millions of visitors each year. Being able to move people and goods from place to place quickly and effectively depends on developing and maintaining a world-class transportation infrastructure. SFRF-funded investments include:

- The Florida Department of Transportation (FDOT) delivers the state's five-year Transportation Work Program which includes the construction and maintenance of roads, bridges, rails, seaports, and other components of the transportation network. Project 152-C provides \$1.7 billion for State Highway System projects. This amount complements the \$9.47 billion of existing Transportation Work Program funding. This investment will support the retention and creation of more than 148,200 jobs as every dollar invested in transportation is estimated to result in a \$4 return on investment in user and economic benefits to Florida's residents and businesses benefits support.
- Initiative 197-M provides \$50 million to FDOT for the Small County Outreach Program (SCOP) and the Small County Road Assistance Program (SCRAP). Both programs focus on infrastructure needs of small counties. SCOP is for



repair or rehabilitation of county bridges, for pavement of unpaved roads, for addressing road-related drainage improvements, for resurfacing or reconstructing county roads, or for constructing capacity or safety improvements to county roads. SCRAP is for resurfacing and reconstructing county roads.

MAP OF FLORIDA'S TRANSPORTATION PROJECTS FUNDED BY SLFRF





Continue support for the State's premier conservation and land acquisition program -

- Land Acquisition – Wildlife Corridor (152-R) – This funding is to be used for the acquisition of environmentally sensitive lands with priority given to the preservation of Florida Wildlife Corridor lands. The legislation designates the Florida Wildlife Corridor as an existing physical, geographically defined area comprised of over 18 million acres, of which almost 10 million acres are conservation lands that was developed through a coordinated effort of the Florida Wildlife Corridor Coalition.
- Land Acquisitions – Family and Rural Lands (197-D) – This program, which partners with farmers and ranchers through conservation easements, aims to safeguard working agricultural operations. Urban development is increasingly threatening agricultural lands. To counter this trend, the Department of Agriculture and Consumer Services coordinates with farmers and ranchers to ensure sustainable production practices while protecting the State's natural resources. Priority is given to lands that preserve, protect, or enhance wildlife habitats or corridors and linkages or agricultural or rural lands. Starting in January 2023, \$300 million will be used to pay landowners to enter into conservation easements for the purpose of preventing the future development of agricultural or farmland.

U.S. News and World Report has ranked Florida's higher education system the best in the nation for six consecutive years. Florida boasts five of the Top 100 public universities in the country, including one in the Top 5 and another in the Top 20, all while charging the lowest tuition in the country for public four-year institutions. Significant investment is being made in education infrastructure. SFRF-funded investments include:

- Six rural school districts with high poverty and a small property tax base have critical infrastructure needs. The Public Education Capital Outlay K-12 Initiative (152-AC, 197-B) investments will be used for capital construction projects in the following counties: Baker, Bradford, Calhoun, Jackson, Levy, and Okeechobee.
- Two public school projects are included in 197-B:
 - Provides funding for the remaining 25% of the total cost of renovations needed at Hope School in Jackson County. The capital investment will allow for expansion of services to additional students. Hope School is a special education school that currently serves 130 students. Space is needed to expand services to serve an additional 60 students. The



expansion of services will focus on students with autism. This will provide a conducive learning environment for more students with special needs and support the new Regional Autism Training Center at Project Endeavor.

- Provides funding to complete major renovations to an existing building owned by Pinellas County Schools. This initiative will create space for a leadership and professional development center that can be utilized by all school district employees (teachers, leaders, and support) in Pinellas County. The school district will encourage all Pinellas County and surrounding county municipalities and universities/colleges to use their existing joint use agreements with the district to access the building for the professional development of their employees.
- Project 197-B also provides funding for increased construction costs related to the Hernando Career and Technical Center. This stand-alone facility will house the expanded career and technical offerings in Hernando County – a resource that is desperately needed by the community.
- The Public Education Capital Outlay initiatives (152-AC, 197-B) provide a \$700 million investment in site-specific capital projects at higher education institutions. A total of 21 state colleges and 11 state universities will be able to make capital improvements which enable them to better serve their students.
- Initiative 197-A focuses on a wide range of critical health and safety needs in state college and university system buildings to create safe and healthy environments for both staff working in the buildings and students in attendance.

Several projects focus on expanding the State's capacity to respond to public health emergencies, improve air quality in state buildings, and enhance public safety. SFRF-funded investments include:

- The Derelict Vessel Removal and Prevention Program (152-Y, 197-R) from Florida Fish and Wildlife Conservation Commission (FWCC) will fund the removal of derelict vessels in waterways. These vessels obstruct waterways, which creates navigational and safety hazards. The vessels also cause significant and detrimental environmental impacts due to leaking fuels, fluids or other contaminants which can destroy seagrass and degrade water quality.
- The Enhanced Aviation Support Initiative (152-AB, 197-T) will provide new aircraft to increase the effectiveness for public safety and search and rescue



response and realize a reduction in overall aircraft downtime from maintenance issues, reduced maintenance costs and increased air patrol hours. The primary missions of the FWCC Aviation Unit are to conduct search and rescue operations, assist in disaster relief, and increase the efficiency of water and land patrols by acting as an observer and force multiplier for officers in the field.

- Initiative 152-F, Deferred Building Maintenance, is an important investment to provide safe, efficient working environments at state-owned buildings. It includes projects to improve air quality to prevent or reduce transmission of contagious viruses like COVID-19. Additionally, it will focus on correcting life safety issues, improve Americans with Disabilities Act (ADA) compliance to better serve disabled employees and visitors, and address other critical building updates.
- Initiative 197-J is an important investment to provide a safe and efficient working environment at the state's Capitol Complex in Tallahassee. It will improve air quality to prevent or reduce transmission of contagious viruses like COVID-19 by replacing the heating, ventilation, and air conditioning system, windows, and related repairs.

Preservation of our cultural resources is a powerful form of equity. SFRF-funded investments include:

- African American Cultural and Historical Grants (152-N, 197-O) will be awarded to capital projects that highlight the contributions, culture, or history of African Americans. Priority will be given to projects that encourage the design or construction of a new facility or the renovation of an existing facility in an area with great cultural significance in which no facility exists; enhance the beauty or aesthetic value of facilities named for significant African Americans; or restore facilities on the National Register of Historic Places.
- The Division of Historical Resources (DHR) must curate and interpret archaeological artifacts found on or collected from state lands and waters. Current collections comprise over 3.5 million artifacts from nearly every county in Florida, representing 12,000 years of Florida's history. Additionally, the current facility also houses an estimated 350 sq. ft. of archival records pertaining to over 60 years of research in Florida, accession, loan and deaccession documentation, and items pertaining to the legal disposition of archaeological human remains as stipulated by s. 872.05, Florida Statutes, and the Native American Graves and Repatriation Act (1991). Many of these collections represent the archaeology of historically underserved populations in Florida, including Native Americans (including the Seminole Tribe of Florida and the Miccosukee Tribe of Indians of



Florida), African Americans, Hispanic groups, and Latin Americans. The current facility is nearing capacity and is unsuitable for the continued long-term storage of public artifacts and archival collections. Project 197-Q provides \$13.8 million in funds needed to design and construct the new facility, which will allow DHR to continue to meet statutory requirements without compromising professional curation standards or public access to Florida's archaeological collections.

- Project 197-S provides \$10 million to the Cultural Facilities Grant Program within the Florida Division of Arts and Culture. The Cultural Facilities Program coordinates and guides the State's funding of renovation, new construction, or acquisition of cultural facilities. A cultural facility is a building which is used for the programming, production, presentation, and exhibition of any of the arts and cultural disciplines. The Program is intended for bricks and mortar construction, renovation, or for acquisition and offers two levels of funding: single-use facilities and multi-purpose facilities.

Finally, Project 197-G provides \$200 million to offset revenue losses associated with the Florida Motor Fuel Tax Relief Act of 2022 (Section 47, Chapter 2022-097, L.O.F.). The Act reduces the tax rate on motor fuel by 25.3 cents per gallon during the month of October 2022 to provide tax relief to consumers of motor fuel in Florida. The reduced tax rate applies to all gasoline products, any product blended with gasoline, or any fuel placed in the storage supply tank of a gasoline-powered motor vehicle. The Department of Revenue is responsible for collecting and distributing taxes pursuant to state law.

Promoting equitable outcomes

The Treasury Compliance and Reporting Guidance requires the following major elements:

- A description of efforts to promote equitable outcomes in the design of the SFRF program / projects including goals, awareness, access and distribution, and outcomes.
- A description of efforts to implement the SFRF program / projects with equity in mind, considering goals and targets.
- A discussion of how the overall equity strategy translates into focus areas and the specific projects for Expenditure Category EC 2 (Negative Economic Impacts).
- Any updates, using qualitative and quantitative data, on how the approach achieved or promoted equitable outcomes or progressed against equity goals.
- A description of any constraints or challenges that impacted project success in terms of increasing equity.
- A description of the geographic and demographic distribution of funding and whether it is targeted toward traditionally marginalized communities.

For the first two elements, the Guidance indicates that the initial report must describe efforts to date and intended outcomes to promote equity, with subsequent reports providing updates



using qualitative and quantitative data on progress towards equity goals. Florida is still primarily in the design stage as it relates to developing all performance metrics, including those related to equity. Thus, this report does not focus on implementation and does not provide data.

DESCRIPTION OF EFFORTS TO PROMOTE EQUITABLE OUTCOMES IN THE DESIGN OF PROGRAMS

Equitable outcomes for Florida’s initiatives are described in three areas:

1. The procurement processes,
2. The demographic characteristics, such as the specific population being served, and
3. The geographic distribution of funding.

All but four initiatives are addressed under one of these areas and several are discussed under multiple outcomes. The four initiatives which do not specifically target historically underserved populations are: Florida Tourism Industry Marketing Corporation (VISIT FLORIDA) and the three Land Acquisition projects due to the nature of the initiatives (see Project Inventories in Appendix E for more information). Florida anticipates 19 initiatives will be (or are being) initiated using existing state competitive procurement processes. The initiatives are:

EXHIBIT 2 – State Initiatives Using Procurement Process

State Agency	State Code	State Project Group
FDOT	152-C	State Highway System Projects
STW	152-F	Deferred Building Maintenance Program - State Agencies
DEO	152-G	Reemployment Assistance System Modernization
DEP	152-I	Inland Protection Trust Fund - Petroleum Tank Cleanup
DMA	152-J	Florida National Guard Armories - Immokalee and Zephyrhills
DEP	152-T	Coastal Mapping Services
DEO	152-V (197-I)	Workforce Information System
DMS	152-W (197-L)	State Emergency Operations Center
DEP	152-X (197-K)	Everglades Restoration
FWC	152-Y (197-R)	Derelict Vessel Removal and Prevention Program
FWC	152-AB (197-T)	Enhanced Aviation Support
DOE	152-AC (197-B)	Public Education Capital Outlay – K-12
DOE	152-AC (197-B)	Public Education Capital Outlay - Colleges
DOE	152-AC (197-B)	Public Education Capital Outlay - Universities
DOE	197-A	Deferred Building Maintenance Program - Florida Colleges
DOE	197-A	Deferred Building Maintenance Program - State Universities
DMS	197-J	Capitol Complex Renovations and Repairs
DOS	197-Q	Department of State Artifact Facility
DMA	234-B	Camp Blanding Readiness Center

Florida has in place a long-standing, robust supplier diversity program defined in state statute, which requires all state agencies to comply. The Florida Department of Management Services (DMS), Office of Supplier Diversity (OSD), is responsible for certifying Florida-based



woman-, minority-, and veteran-owned businesses. Section 287.09451, Florida Statutes, outlines the minimum requirements state agencies must apply during procurement. Specifically:

- Each agency shall, at the time the specifications or designs are developed or contract sizing is determined for any proposed procurement costing in excess of Category Four (\$195,000), forward a notice to the Office of Supplier Diversity of the proposed procurement and any determination on the designs of specifications of the proposed procurement that impose requirements on prospective vendors, no later than 30 days prior to the issuance of a solicitation, except that this provision shall not apply to emergency acquisitions. The 30-day notice period shall not toll the time for any other procedural requirements.
- Each state agency shall coordinate its minority business enterprise procurement activities with the OSD. At a minimum, each agency shall:
 - Adopt a minority business enterprise utilization plan for review and approval by the OSD which should require meaningful and useful methods to attain the legislative intent in assisting minority business enterprises.
 - Designate a senior-level employee in the agency as a minority enterprise assistance officer, responsible for overseeing the agency's minority business utilization activities, and who is not also charged with purchasing responsibility. A senior-level agency employee and agency purchasing officials shall be accountable to the agency head for the agency's minority business utilization performance. The OSD shall advise each agency on compliance performance.

Statewide goals, awareness, access and distribution, and outcomes are defined:

- As stated in legislative intent language:

“The Legislature finds that there is evidence of a systematic pattern of past and continuing racial discrimination against minority business enterprises and a disparity in the availability and use of minority business enterprises in the state procurement system. It is determined to be a compelling state interest to rectify such discrimination and disparity. Based upon statistical data profiling this discrimination, the Legislature has enacted race-conscious and gender-conscious remedial programs to ensure minority participation in the economic life of the state, in state contracts for the purchase of commodities and services, and in construction contracts. The purpose and intent of this section is to increase participation by minority business enterprises accomplished by encouraging the use of minority business enterprises and the entry of new and diversified minority business enterprises into the marketplace.”

- The OSD has many functions as it relates to awareness as well as access and distribution. For example, OSD has the authority to adopt rules to determine what constitutes a “good faith effort” for purposes of state agency compliance with the minority business enterprise procurement goals set forth in s. 287.042, F.S. Factors which shall be



considered by the Minority Business Enterprise Assistance Office in determining good faith effort shall include, but not be limited to:

- Whether the agency scheduled pre-solicitation or pre-bid meetings for the purpose of informing minority business enterprises of contracting and subcontracting opportunities.
- Whether the contractor advertised in general circulation, trade association, or minority-focus media concerning the subcontracting opportunities.
- Whether the agency effectively used services and resources of available minority community organizations; minority contractors' groups; local, state, and federal minority business assistance offices; and other organizations that provide assistance in the recruitment and placement of minority business enterprises or minority persons.
- Whether the agency provided written notice to a reasonable number of minority business enterprises that their interest in contracting with the agency was being solicited in sufficient time to allow the minority business enterprises to participate effectively.”
- The desired outcome is also very specifically defined in Florida Statute:
 - Section 287.09451(4)(n)1, F.S., states, “Each agency is encouraged to spend 21 percent of the moneys actually expended for construction contracts, 25 percent of the moneys actually expended for architectural and engineering contracts, 24 percent of the moneys actually expended for commodities, and 50.5 percent of the moneys actually expended for contractual services during the previous fiscal year, except for the state university construction program which shall be based upon public education capital outlay projections for the subsequent fiscal year, and reported to the Legislature pursuant to s. 216.023, for the purpose of entering into contracts with certified minority business enterprises as defined in s. 288.703, or approved joint ventures. However, in the event of budget reductions pursuant to s. 216.221, the base amounts may be adjusted to reflect such reductions. The overall spending goal for each industry category shall be subdivided as follows:
 - For construction contracts: 4 percent for black Americans, 6 percent for Hispanic Americans, and 11 percent for American women.
 - For architectural and engineering contracts: 9 percent for Hispanic Americans, 1 percent for Asian-Americans, and 15 percent for American women.
 - For commodities: 2 percent for black Americans, 4 percent for Hispanic Americans, 0.5 percent for Asian-Americans, 0.5 percent for Native Americans, and 17 percent for American women.
 - For contractual services: 6 percent for black Americans, 7 percent for Hispanic Americans, 1 percent for Asian-Americans, 0.5 percent for Native Americans, and 36 percent for American women.”

Individual agency desired outcomes may be further defined in their statutorily required utilization plans. Some agencies also have specific programs that go beyond the mandated statutory program, such as the Florida Department of Transportation’s Disadvantaged Business Enterprise (DBE) program. Any additional relevant information beyond statutory



requirements related to supplier diversity in procurement may be described in the Project Inventories or may be included in final Program Guidelines.

HOW OVERALL STRATEGY TRANSLATES INTO FOCUS AREAS AND SPECIFIC PROJECTS FOR EC 2

There are six (6) initiatives included in EC 2, as follows:

- Grants for Port Operations (152-C)
- Reemployment Assistance System Modernization (152-G)
- Florida Job Growth Grant Funding (152-K, 197-N)
- Visit Florida (152-O)
- New Worlds Reading Initiative (152-S)
- Workforce Information System (152-V, 197-I)

These initiatives are extremely diverse in their intent, so there is no single or underlying goal as it relates to equity. However, at a very high level, most are focused on employment and continuing to support Florida’s strengthening economy.

Each initiative has its own high-level intended outcomes identified on the Project Inventories. Some have already been discussed as it relates to procurement above, and some are further discussed as it relates to geographic or demographic distribution below.

CHALLENGES THAT IMPACTED PROJECT SUCCESS

Because so much of Florida’s focus is on infrastructure and the environment, there is significant difficulty in measuring success as it relates to equity outcomes. A large number of projects are being implemented in traditionally underserved geographic areas and significant long-term benefits are expected. However, in weighing the cost / benefit of collecting data that may not be readily available, Florida has made a strategic decision to focus more on overall performance measures.

DESCRIPTION OF THE GEOGRAPHIC AND DEMOGRAPHIC DISTRIBUTION OF FUNDING AND WHETHER IT IS TARGETED TOWARDS TRADITIONALLY MARGINALIZED COMMUNITIES

Twelve (12) of the 46 projects have the potential to include projects implemented geographically in rural areas or areas with higher-than-average poverty levels compared to Florida as a whole. Of those, several already had the geographic locations identified in proviso language. An additional 10 of the 46 projects will target demographics including disadvantaged populations. Eleven (11) projects have potential to be both implemented geographically in underserved areas and serve disadvantaged populations.

A brief description as it relates to geographic area or population being served for each of these 22 initiatives is included in the table below (Exhibit 3). Additional information can be found in Project Inventories. For those initiatives that do not already have specifically defined geography or demographics, this information will be included in future reports as projects are implemented.



EXHIBIT 3 – Geographic and Demographic Distributions

EC	State Project	Geographic Location	Demographic Distribution
Public Health			
1.12	Mental Health Forensic Bed Capacity		TBD
1.14	Camp Blanding Readiness Center		General Public
1.14	Florida National Guard Armories - Immokalee and Zephyrhills	Immokalee and Zephyrhills are below the median household income for the state	General Public
1.14	State Emergency Operations Center		General Public
Negative Economic Impacts			
2.9	Reemployment Assistance System Modernization		Economically disadvantaged
2.10, 2.37	Florida Job Growth Grant Fund	TBD for Infrastructure grants	Economically disadvantaged for Job Training
2.10	Workforce Information System		Economically disadvantaged
2.25	New Worlds Reading Initiative		Children adversely impacted by pandemic
2.35	Visit Florida		Travel, tourism, or hospitality sectors
2.36	Grants for Port Operations	Almost all 14 ports are in counties or cities with higher-than-average poverty levels	Travel, tourism, or hospitality sectors
Infrastructure			
5.0*	Small Community Wastewater Grant Program	TBD for rural communities	Economically disadvantaged
5.0*	Water Protection and Sustainability Program (Septic to Sewer Grants)	Includes Rural Areas of Opportunity that are below the median household income for the state	Economically disadvantaged
5.8	Alternative Water Supply	Includes REDI communities that are below the state median household income	Economically disadvantaged
5.18	Rural Infrastructure Fund	TBD for rural communities or counties	Economically disadvantaged
5.19	Broadband Opportunity Program	TBD for small and rural counties	Economically disadvantaged
Revenue Replacement			
6.1	African-American Cultural and Historical Grants		TBD
6.1	County Transportation Projects - Small County Outreach Program	TBD for small counties (population under 200,000)	Economically disadvantaged
6.1	County Transportation Projects - Small County Road Assistance Program	TBD for small counties (population under 75,000)	Economically disadvantaged
6.1	Cultural Facilities Grants		TBD
6.1	Land Acquisitions - Rural and Family Lands	TBD for rural communities	
6.1	Payments to Pandemic First Responders		Adversely impacted by pandemic
6.1	Public Education Capital Outlay - K-12	Baker, Bradford, Calhoun, Jackson, Levy, and Okeechobee	Economically disadvantaged

Community Engagement

The Treasury Compliance and Reporting Guidance requires that this section describe:

- How the state’s planned use of funds incorporates community engagement strategies that capture diverse feedback from the community; and
- How community engagement strategies support equity goals, including engagement with communities that have historically faced significant barriers to services, such as people of color, people with low incomes, limited English proficiency populations, and other traditionally underserved groups.

Once appropriated, each project has its own path to incorporating feedback in the development and implementation of individual projects. For many projects, there were existing processes for community engagement because funds were allocated to existing programs. The Project Inventories each contain a section on Community Engagement, which contains information on known efforts to date and planned future processes. Where applicable, Project Inventories address how community engagement supports equity goals.



Labor Practices

The Treasury Compliance and Reporting Guidance requires description of workforce practices on any infrastructure projects being pursued including:

- How projects are using strong labor standards to promote effective and efficient delivery of high-quality infrastructure projects; and
- How projects are also supporting the economic recovery through strong employment opportunities for workers.

Examples include reporting whether any of the following practices are being utilized: project labor agreements, community benefits agreements, prevailing wage requirements, and local hiring.

Currently, all but two of the EC 5 initiatives are within Florida's DEP. As such, this section addresses DEP's established labor practices. The other two initiatives (Broadband and Rural Infrastructure Fund) will be addressed in future reports (as it relates to Labor Practices).

DEP follows all Florida Statutes and rules pertaining to local purchasing preferences, such as giving preference to locally grown, manufactured, or produced commodities (see §287.082, F.S.) or giving a preference to Florida businesses (see §287.84 F.S.). DEP also follows the requirement that construction contractors hired employ state residents (see §255.099, F.S.).

Additionally, DEP follows the Davis-Bacon Act for all agreements with more than \$2,000 in federal funds. DEP passes those requirements down to its subcontractors and subrecipients.

DEP will continue to follow state laws for preferences and the Davis-Bacon Act, as well as any guidelines required by the award terms and conditions, federal authorizing statute, SFRF implementing regulatory and statutory requirements, including the Uniform Guidance (2 CFR Part 200).

Use of Evidence

The Treasury Compliance and Reporting Guidance requires that states identify whether and how SFRF evidence-based interventions and / or program evaluation are incorporated into the SFRF program.

The evidence-based requirement applies to initiatives that are program or intervention-based. Therefore, these criteria are not applicable to the majority of Florida's initiatives. The only initiatives that may lend themselves to evaluation are the New Worlds Reading Initiative and some individual projects within the Florida Job Growth Grant Fund. As the agencies implement those initiatives, they will consider if related research, data, and findings support the initiatives/projects and will report results in future Performance Reports.

Performance Report

The Compliance and Reporting Guidance requires the following:



- A description of how performance management is incorporated into the SFRF program, including how overarching jurisdictional goals are being tracked and how results are being measured for individual projects.
- Key performance indicators for each SFRF funded projects (those are included in Project Inventories).
- Mandatory performance indicators if there are projects in specific expenditure categories (EC 2.2, 2.15-2.16, 2.17-2.18, 2.10, 1.11, 2.24-2.26, 2.27, 2.11-2.14).

The Project Inventories contain the intended outcomes for each project. We have also noted performance measures, though some are still being developed. Generally, once individual projects are identified, measures will be defined and specified in contract or grant deliverables, or milestones in the project, and identified in the Project Inventory. For some initiatives, the outcome measures could be the same for all projects within that initiative, whereas others may be specific to the project.

Mandatory performance indicators are required for the Florida Job Growth Grant Fund Initiative (Job Training projects only – EC 2.10) and the New Worlds Reading Initiative (EC 2.25). Exhibit 4 below provides statewide data for these measures.

EXHIBIT 4 – Mandatory Performance Measures

Mandatory Performance Measures (for relevant expenditure categories)	
	LTD as of June 30, 2023
Assistance to Unemployed or Underemployed Workers (EC 2.10)	
Number of workers enrolled in sectoral job training programs	19,668
Number of workers completing sectoral job training programs	13,450
Number of people participating in summer youth employment programs	3,274
Addressing Educational Disparities (EC 2.24-2.26)	
Number of students participating in evidence-based tutoring programs	363,929

As of the 2022-2023 state fiscal year, the Federal Recovery Unit has made identifying and reporting performance a priority. As such, there is now additional information on the performance of projects containing capital expenditures provided in Appendix F.

Project Inventory

Appendix E contains the project inventories. As noted in Exhibit 1, some of the individual projects within the larger initiative have not yet been identified.

The Compliance and Reporting Guidance requires the following information:

- Project Identification Number and Name – Project Inventories contain project numbers and names.
- Funding Amount – Included in Project Inventories.
- Project Expenditure Category – Included in Project Inventories.



- Project overview including a description of the project, timeline, primary delivery mechanism and partners, and intended outcomes – Included in Project Inventories.
- Link to the website, if applicable – This is included in the Project Inventories.
- How projects are addressing climate change and/or advancing the Justice40 initiative for infrastructure projects under EC 5 – currently all but 2 projects under category EC 5 are water projects within the DEP. Instead of including this on all Project Inventories, the DEP projects are discussed below. The remaining two EC 5 projects will be addressed in a future report.
- Use of Evidence - Because Florida is still in the planning stages for specific projects, Use of Evidence is not included in the Project Inventories. Please see the Use of Evidence Discussion for more information.

Contribution to Addressing Climate Resiliency for EC 5 Projects

Recognizing challenges presented by sea level rise, intensified storm events and localized flooding, Governor DeSantis set forth resilience goals for the state to help protect Florida's coastal communities and fortify its pathway to continued prosperity.

Continuing to build on these efforts, both the SFY 2021-2022 and SFY 2022-2023 budgets provided both state and SFRF funding dedicated to adapting infrastructure to address impacts of sea level rise, restore and protect Florida's beaches and dune systems, and to complete statewide coastal mapping to support efforts to plan and adapt to sea level rise. Detail is provided below on each of these three initiatives.

Up to \$700 million in SFRF funding has been allocated for the Resilient Florida Grant program (152-D, 197-H). The Resilient Florida Grant program makes grant funding available to counties, municipalities, water management districts, flood control districts, and regional resilience entities for community resilience planning, such as vulnerability assessments, plan development, and projects to adapt critical assets. Critical asset includes:

- Transportation assets and evacuation routes, including airports, bridges, bus terminals, ports, major roadways, marinas, rail facilities, and railroad bridges.
- Critical infrastructure, including wastewater treatment facilities and lift stations, stormwater treatment facilities and pump stations, drinking water facilities, water utility conveyance systems, electric production and supply facilities, solid and hazardous waste facilities, military installations, communications facilities, and disaster debris management sites.
- Critical community and emergency facilities, including schools, colleges, universities, community centers, correctional facilities, disaster recovery centers, emergency medical service facilities, emergency operation centers, fire stations, health care facilities, hospitals, law enforcement facilities, local government facilities, logistical staging areas, affordable public housing, risk shelter inventory, and state government facilities.
- Natural, cultural, and historical resources, including conservation lands, parks, shorelines, surface waters, wetlands, and historical and cultural assets.

In addition to adapting critical assets, protecting Florida's 1,300 miles of coastline is critical to sustaining economic growth and quality of life, as millions travel from around the world to visit



our world-renowned beaches. Healthy beaches protect public infrastructure and private upland development, provide critical habitat for many endangered and threatened species, and secure recreational and economic interest along the state's sandy shoreline. The beach and dune system is the first line of defense against storms, because it acts as a buffer between storm waves and coastal development or infrastructure. The SFY 2021-2022 budget includes \$50 million in SFRF funding for beach protection, preservation, restoration, and nourishment to continue addressing Florida's critically eroded shorelines.

The SFY 2021-2022 budget also included \$100 million in SFRF funds for statewide coastal mapping. One significant challenge in Florida has been the need for a comprehensive statewide dataset of coastal bathymetry to use as the basis for modeling analysis to understand the regional sea level rise scenarios implied by sea level rise projections, active coastal processes and littoral transport affecting shoreline erosion and inlet management, and a variety of aquatic resource management needs. The intended use of funds for the Florida Coastal Mapping Initiative is to collect bathymetric data and create derived products that will support planning and design level efforts for infrastructure, habitat mapping, restoration projects, resource management, emergency response, and coastal resiliency and hazard studies that address the effects of sea level rise and flooding on wastewater, drinking water, and stormwater infrastructure.



Appendix A: Treasury Expenditure Categories

Treasury’s final rule provides greater flexibility and simplicity for recipients to fight the pandemic and support families and businesses struggling with its impacts, maintain vital services amid revenue shortfalls, and build a strong, resilient, and equitable recovery. As such, recipients began reporting on a broader set of eligible uses and associated Expenditure Categories (“EC”), starting with the April 2022 Project and Expenditure Report than they did in their interim reports, initial Recovery Plans, and January Project and Expenditure Report. The table below includes the new Expenditure Categories, as well as a reference to previous Expenditure Categories aligned with the interim final rule and used for reporting before this date.

The Expenditure Categories (EC) listed below must be used to categorize each project as noted in Part 2 above. The term “Expenditure Category” refers to the detailed level (e.g., 1.1 COVID-19 Vaccination). When referred to as a category (e.g., EC 1) it includes all Expenditure Categories within that level.

*Denotes areas where recipients must identify the amount of the total funds that are allocated to evidence-based interventions (see Use of Evidence section above for details)

^Denotes areas where recipients must report on whether projects are primarily serving disproportionately impacted communities (see Project Demographic Distribution section above for details)

Expenditure Category	EC ²⁸	Previous EC ²⁹
1: Public Health		
COVID-19 Mitigation & Prevention		
COVID-19 Vaccination [^]	1.1	1.1
COVID-19 Testing [^]	1.2	1.2
COVID-19 Contact Tracing [^]	1.3	1.3
Prevention in Congregate Settings (Nursing Homes, Prisons/Jails, Dense Work Sites, Schools, Child care facilities, etc.) ^{*^}	1.4	1.4
Personal Protective Equipment [^]	1.5	1.5
Medical Expenses (including Alternative Care Facilities) [^]	1.6	1.6
Other COVID-19 Public Health Expenses (including Communications, Enforcement, Isolation/Quarantine) [^]	1.7	1.8
COVID-19 Assistance to Small Businesses [^]	1.8	-
COVID 19 Assistance to Non-Profits [^]	1.9	-
COVID-19 Aid to Impacted Industries [^]	1.10	-
Community Violence Interventions		
Community Violence Interventions ^{*^}	1.11	3.16
Behavioral Health		
Mental Health Services ^{*^}	1.12	1.10
Substance Use Services ^{*^}	1.13	1.11
Other		
Other Public Health Services [^]	1.14	1.12
Capital Investments or Physical Plant Changes to Public Facilities that respond to the COVID-19 public health emergency	-	1.7
2: Negative Economic Impacts		
Assistance to Households		
Household Assistance: Food Programs ^{*^}	2.1	2.1

²⁸ Under the final rule to be used starting with April 2022 reports

²⁹ Under the interim final rule to be used in Interim Report and January 2022 Project and Expenditure Report



Expenditure Category	EC ²⁸	Previous EC ²⁹
Household Assistance: Rent, Mortgage, and Utility Aid ^{*^}	2.2	2.2
Household Assistance: Cash Transfers ^{*^}	2.3	2.3
Household Assistance: Internet Access Programs ^{*^}	2.4	2.4
Household Assistance: Paid Sick and Medical Leave [^]	2.5	-
Household Assistance: Health Insurance ^{*^}	2.6	-
Household Assistance: Services for Un/Unbanked ^{*^}	2.7	-
Household Assistance: Survivor's Benefits [^]	2.8	-
Unemployment Benefits or Cash Assistance to Unemployed Workers ^{*^}	2.9	2.6
Assistance to Unemployed or Underemployed Workers (e.g. job training, subsidized employment, employment supports or incentives) ^{*^}	2.10	2.7
Healthy Childhood Environments: Child Care ^{*^}	2.11	3.6
Healthy Childhood Environments: Home Visiting ^{*^}	2.12	3.7
Healthy Childhood Environments: Services to Foster Youth or Families Involved in Child Welfare System ^{*^}	2.13	3.8
Healthy Childhood Environments: Early Learning ^{*^}	2.14	3.1
Long-term Housing Security: Affordable Housing ^{*^}	2.15	3.10
Long-term Housing Security: Services for Unhoused Persons ^{*^}	2.16	3.11
Housing Support: Housing Vouchers and Relocation Assistance for Disproportionately Impacted Communities ^{*^}	2.17	-
Housing Support: Other Housing Assistance ^{*^}	2.18	3.12
Social Determinants of Health: Community Health Workers or Benefits Navigators ^{*^}	2.19	3.14
Social Determinants of Health: Lead Remediation ^{*^}	2.20	3.15
Medical Facilities for Disproportionately Impacted Communities [^]	2.21	-
Strong Healthy Communities: Neighborhood Features that Promote Health and Safety [^]	2.22	-
Strong Healthy Communities: Demolition and Rehabilitation of Properties [^]	2.23	-
Addressing Educational Disparities: Aid to High-Poverty Districts [^]	2.24	3.2
Addressing Educational Disparities: Academic, Social, and Emotional Services ^{*^}	2.25	3.3
Addressing Educational Disparities: Mental Health Services ^{*^}	2.26	3.4
Addressing Impacts of Lost Instructional Time [^]	2.27	-
Contributions to UI Trust Funds [^]	2.28	2.8
Assistance to Small Businesses		
Loans or Grants to Mitigate Financial Hardship [^]	2.29	2.9
Technical Assistance, Counseling, or Business Planning ^{*^}	2.30	
Rehabilitation of Commercial Properties or Other Improvements [^]	2.31	-
Business Incubators and Start-Up or Expansion Assistance ^{*^}	2.32	
Enhanced Support to Microbusinesses ^{*^}	2.33	
Assistance to Non-Profits		
Assistance to Impacted Nonprofit Organizations (Impacted or Disproportionately Impacted) [^]	2.34	2.10
Aid to Impacted Industries		
Aid to Tourism, Travel, or Hospitality [^]	2.35	2.11
Aid to Other Impacted Industries [^]	2.36	2.12
Other		
Economic Impact Assistance: Other ^{*^}	2.37	2.13
Household Assistance: Eviction Prevention ^{*^}	-	2.5
Education Assistance: Other ^{*^}	-	3.5



Expenditure Category	EC ²⁸	Previous EC ²⁹
Healthy Childhood Environments: Other*^	-	3.9
Social Determinants of Health: Other*^	-	3.13
3: Public Health-Negative Economic Impact: Public Sector Capacity		
General Provisions		
Public Sector Workforce: Payroll and Benefits for Public Health, Public Safety, or Human Services Workers	3.1	1.9
Public Sector Workforce: Rehiring Public Sector Staff	3.2	2.14
Public Sector Workforce: Other	3.3	-
Public Sector Capacity: Effective Service Delivery	3.4	7.2
Public Sector Capacity: Administrative Needs	3.5	-
4: Premium Pay		
Public Sector Employees	4.1	4.1
Private Sector: Grants to Other Employers	4.2	4.2
5: Infrastructure		
Water and Sewer		
Clean Water: Centralized Wastewater Treatment	5.1	5.1
Clean Water: Centralized Wastewater Collection and Conveyance	5.2	5.2
Clean Water: Decentralized Wastewater	5.3	5.3
Clean Water: Combined Sewer Overflows	5.4	5.4
Clean Water: Other Sewer Infrastructure	5.5	5.5
Clean Water: Stormwater	5.6	5.6
Clean Water: Energy Conservation	5.7	5.7
Clean Water: Water Conservation	5.8	5.8
Clean Water: Nonpoint Source	5.9	5.9
Drinking water: Treatment	5.10	5.10
Drinking water: Transmission & Distribution	5.11	5.11
Drinking water: Lead Remediation, including in Schools and Daycares	5.12	5.12
Drinking water: Source	5.13	5.13
Drinking water: Storage	5.14	5.14
Drinking water: Other water infrastructure	5.15	5.15
Water and Sewer: Private Wells	5.16	-
Water and Sewer: IIJA Bureau of Reclamation Match	5.17	-
Water and Sewer: Other	5.18	-
Broadband		
Broadband: "Last Mile" projects	5.19	5.16
Broadband: IIJA Match	5.20	-
Broadband: Other projects	5.21	5.17
6: Revenue Replacement		
Provision of Government Services	6.1	6.1
Non-federal Match for Other Federal Programs	6.2	-
7: Administrative		
Administrative Expenses	7.1	7.1
Transfers to Other Units of Government	7.2	7.3
Transfers to Non-entitlement Units (States and territories only)	-	7.4



Appendix B: Agency Addressed Memo #21-033



RON DESANTIS
GOVERNOR

STATE OF FLORIDA
Office of the Governor
THE CAPITOL
TALLAHASSEE, FLORIDA 32399-0001
www.flgov.com
850-717-9418

Memo #21-033

MEMORANDUM

To: The Agency Addressed
From: Chris Spencer, Director *CM5*
Office of Policy and Budget
Subject: American Rescue Plan (ARP) Act of 2021, Coronavirus State Fiscal Recovery Fund
Date: June 22, 2021

Chapter 2021-36, L.O.F. (SB 2500) authorizes the spending of the federal State Fiscal Recovery Fund (SFRF) awarded to the state as part of the American Rescue Plan (ARP) Act of 2021. Section 152 outlines the following general criteria for the receipt and distribution of the funds.

- a. Authorizes funding and processing of any budget amendments only after funds have been received and deposited by the Department of Financial Services (DFS) into the General Revenue (GR) fund.
- b. Provides for a prioritized distribution and subsequent proportional allocation of funds in the event that funds deposited into the GR fund are not sufficient to fully fund all the appropriations that are authorized in section 152.
- c. Authorizes funding to be available for both the 2020-2021 and 2021-2022 fiscal years.
- d. Requires the Executive Office of the Governor to notify the Senate Committee on Appropriations and the House Appropriations Committee when funds are received, the amount of funds received, and the distributions of funds that will be made in accordance with section 152.

Section 152 provides appropriations for twenty-seven (27) initiatives and outlines requirements for some, such as contingent legislation, plan development, release of funding, or direction on the distribution and use of funds. As such, section 152 will be implemented to ensure compliance with proviso attached to each initiative and federal program guidance. Budget that is not appropriated and disbursed in Fiscal Year 2020-2021 will be available for appropriation in Fiscal Year 2021-

Agency Addressed
June 22, 2021
Page 2 of 2

2022 and subject to the Annual Release Plan as required by section 216.192, Florida Statutes which is provided to agencies by July 1, 2021.

Agencies addressed in Section 152 will receive additional direction to ensure compliance with state and federal intent, laws and guidance related to program eligibilities, cost principles, audit requirements and quarterly reporting to U.S. Treasury.

Budget Amendment coding and processing will be developed in collaboration and consultation with staff from the Senate, House and agencies.

If you have any questions or need additional information, please contact the OPB analyst assigned to your agency.

CS/erp

cc: Senate Committee on Appropriations
House Appropriations Committee
OPB Analyst
Policy Coordinators



Appendix C: Example Agency Memorandum - Deferred Maintenance Projects



RON DESANTIS
GOVERNOR

STATE OF FLORIDA
Office of the Governor

THE CAPITOL
TALLAHASSEE, FLORIDA 32399-0001

www.flgov.com
850-717-9418

Memo #22-018

MEMORANDUM

To: Dane Eagle, Secretary
Florida Department of Economic Opportunity

From: Chris Spencer, Director
Office of Policy and Budget

Subject: American Rescue Plan (ARP) Act of 2021, Coronavirus State Fiscal Recovery Fund – Deferred Maintenance Program

Date: November 10, 2021

Section 602(b) of the Social Security Act, the American Rescue Plan (ARP) Act, authorizes the U.S. Department of the Treasury (Treasury) to make payments to the States from the Coronavirus State Fiscal Recovery Fund (SFRF). Chapter 2021-36, L.O.F. (SB 2500), section 152 authorizes the spending of federal State Fiscal Recovery Fund (SFRF) awarded to the state as part of the ARP. This memo addresses the \$350 million appropriated for the Deferred Building Maintenance program which was subsequently prorated to \$286,091,284 based on proviso.

This document provides instructions to ensure compliance with State proviso language and eligibility and reporting criteria established for the SFRF. By signing the attached acknowledgment, the agency certifies that it has received these instructions, understands the duties and responsibilities required of it, and agrees to comply with the terms herein.

The programmatic appropriations authorized for your agency are as follows:

Project Type	Project Title	Recommended Funding Amount
ADA Compliance	Elevator (Caldwell)	\$425,000
Environmental Deficiencies & Building Code Compliance	Roof Replacement (Ft. Lauderdale-2610)	\$100,000
Environmental Deficiencies & Building Code Compliance	Roof replacement (7550-Hollywood)	\$350,000
Total		\$875,000

Secretary Dane Eagle
November 10, 2021
Page 2

The enclosed exhibits provide a framework for implementing Deferred Maintenance projects in compliance with federal guidance. Some of the deliverables require the agency's input and due dates will be established accordingly.

Exhibit 1: Initiative Implementation

The Federal authorizing language and rules are as follows:

- Public Law 117-2, American Rescue Plan Act of 2021, Title IX– Committee on Finance, Subtitle M; Section 9901.
- U.S. Department of the Treasury Interim Final Rule (IFR) RIN 1505-AC77.
- Section 2 CFR 200 or 45 CFR 75.
- Federal FAQs and Federal Reporting Guidelines (TBD)¹.
- Executive Office of the Governor Office of Policy and Budget (OPB) reporting requirements will be developed based upon Treasury guidance.
- Any New Federal and State Guidance including Code of Federal Regulation (CFR) updates.

Overarching Principles

- Federal goal: to meet pandemic response needs and rebuild a stronger, more equitable economy as the country recovers (IFR, pg. 8). This includes outcomes related to business income, household or personal income, neighborhood improvement, improvements within Qualified Census Tracts, and other qualifying criteria contained in the guidance.
- Deferred Building Maintenance, is an important investment to provide safe and efficient working environments at state-owned buildings. It will include projects to improve air quality to prevent or reduce transmission of contagious viruses like COVID-19. Additionally, it will focus on correcting life safety issues, improve Americans with Disabilities Act (ADA) compliance to better serve disabled employees and visitors, and address other critical building updates.
- Each project must establish a performance metric which identifies the problem, immediate effects of the problem or how the effects may manifest over time, what the funding will be used for, and how the use addresses or responds to the identified need.

Exhibit 2: Statement of Work

Executive Office of the Governor – Office of Policy and Budget (OPB)

1. Retains responsibility for monitoring and overseeing the sub-recipient's use to ensure compliance with the terms and conditions of award and reporting to Treasury.
2. Must determine eligibility of proposed uses prior to releases.
3. Processes budget amendments.
4. Provides support and guidance to agency administrators on federal eligibilities, project implementation, and data elements needed for reporting.

¹ OPB will notify respective state agency as additional SFRF guidance is released. This includes federal financial and performance reporting.



Appendix C: Example Agency Memorandum - Deferred Maintenance Projects

Secretary Dane Eagle
November 10, 2021
Page 3

- 5. Collects data from agencies to prepare quarterly expenditures and annual performance reports to Treasury.

State Agency: Florida Department of Economic Opportunity

- 1. Sub-recipients are charged with carrying out a program or project on behalf of the State (IFR, pg. 106).
- 2. Sub-recipient (or transferee) must abide by the restrictions on applicable use and other federal laws and program guidance (IFR, pg. 106 and pg. 147).
- 3. Sub-recipient must provide design, implementation, monitoring, compliance and reporting, to include, but not limited to:
 - a. Contract/Grant award processes and data demonstrating payments.
 - b. Report quarterly expenditure data, information on contracts \$50,000 and greater, and other data as may be needed to complete quarterly expenditure reports and annual performance reports.
- 4. Compliance with program guidelines specifically, following elements:
 - a. Identify Project objectives, approach for management, and administration of the project.
 - b. Performance measures for the project to demonstrate overall impact to the state and for projects to demonstrate regional impacts.
 - c. Monitoring and accountability approach and processes.
 - d. Outcomes which will be achieved with the funding. Final outcomes will be reported upon program close out.

Exhibit 3: Project Timeline and Deliverables

The high-level project timeline and planned activities are identified below.

Date(s)	Activities
November 2021	<ul style="list-style-type: none"> Establish key performance indicators by project Define anticipated post-pandemic outcomes. Establish framework to link cost and performance. Develop process for reporting in accordance to federal requirements. Establish consistent supporting documentation submission process.
November 2021 until full expenditure of grant and closing.	<ul style="list-style-type: none"> Quarterly federal expenditure and contract reporting with supporting documentation. Annual federal performance reporting and supporting documentation. Ongoing monitoring.

The expenditure and performance reporting deliverables and due dates will be defined as program guidelines are developed with instructions from OPB.

Secretary Dane Eagle
November 10, 2021
Page 4

Exhibit 4: Reporting and Audit Requirements


- 1. To be determined based upon Treasury guidance.



Appendix C: Example Agency Memorandum - Deferred Maintenance Projects

Secretary Dane Eagle
November 10, 2021
Page 5

STATE REPRESENTATIVE – Executive Office of the Governor



Signature


Director of Policy & Budget

Title

11/10/21

Date

STATE REPRESENTATIVE – Florida Department of Economic Opportunity



Signature

Secretary

Title

11/15/21

Date

cc: Meredith Ivey, Chief of Staff
Christina Smith, Policy Coordinator
Frances Coyle, Policy Coordinator
Brandi Gunder, Policy Coordinator

Page 5



Appendix D: Example Agency Memorandum - General Framework Provisions and Authorized Signatures



RON DESANTIS
GOVERNOR

STATE OF FLORIDA
Office of the Governor

THE CAPITOL
TALLAHASSEE, FLORIDA 32399-0001

www.flgov.com
850-717-9418

Memo #21-035

MEMORANDUM

To: Mr. Dane Eagle, Secretary
Florida Department of Economic Opportunity

From: Chris Spencer, Director CAG
Office of Policy and Budget

Subject: American Rescue Plan (ARP) Act of 2021, Coronavirus State Fiscal Recovery Fund

Date: June 22, 2021

Section 602(b) of the Social Security Act, the American Rescue Plan (ARP) Act, authorizes the U.S. Department of the Treasury (Treasury) to make payments to the States from the Coronavirus State Fiscal Recovery Fund (SFRF). Subsequently, section 152 of chapter 2021-36, L.O.F. (SB2500), authorized the State to spend the award on programs addressing health, safety, government services, and environmental programs.

The State received 50 percent of the SFRF award totaling \$4.4 billion. This is less than the amounts authorized in the GAA. After the Governor's veto action, the SFRF appropriations in the GAA totaled \$5.3 billion. The legislature directed a proportional distribution of the federal award if it is less than the amounts authorized. The amounts laid out by program below reflect the implementation of the legislature's direction.

Memorandum #21-033 outlined the general criteria for the receipt and distribution of funds. This document provides initial instructions to ensure compliance with State proviso language and eligibility and reporting criteria established for the SFRF. By signing the attached acknowledgment, the agency certifies that it has received these instructions, understands the duties and responsibilities required of it, and agrees to comply with the terms herein.

The programmatic appropriations authorized for your agency have been prorated and are as follows:

Bill Section	Code	Initiative	Amount
152	152-G	Reemployment Assistance Modernization	\$ 46,101,567
152	152-K	Florida Job Growth Grant Fund	\$ 40,870,183
152	152-A	Payment to Pandemic First Responders	\$208,437,342
152	152-O	Florida Tourism Industry Marketing Corp	\$ 20,435,092
152	152-V	Workforce Information System	\$ 81,740,367
Total			\$397,584,551

Page 1

Secretary Dane Eagle
June 14, 2021
Page 2

The enclosed exhibits provide a framework for implementing state programs in compliance with federal guidance. Some of the deliverables require the agency's input and due dates will be established accordingly.

Exhibit 1: Initiative Implementation

The Federal authorizing language and rules are as follows:

- Public Law 117-2, American Rescue Plan Act of 2021, Title IX- Committee on Finance, Subtitle M; Section 9901.
- U.S. Department of the Treasury Interim Final Rule (IFR) RIN 1505-AC77.
- Section 2 CFR 200 or 45 CFR 75.
- Federal FAQs and Federal Reporting Guidelines (TBD)¹.
- Executive Office of the Governor Office of Policy and Budget (OPB) reporting requirements will be developed based upon Treasury guidance.
- Any New Federal and State Guidance including Code of Federal Regulation (CFR) updates.

Overarching Principles

- Federal goal: to meet pandemic response needs and rebuild a stronger, more equitable economy as the country recovers (IFR, pg. 8). This includes outcomes related to business income, household or personal income, neighborhood improvement, improvements within Qualified Census Tracts, and other qualifying criteria contained in the guidance.
- Programs shall assess whether a program or service responds to the COVID-19 public health emergency. Each "initiative" or "program" must establish a performance metric which identifies the problem, immediate effects of the problem or how the effects may manifest over time, what the funding will be used for, and how the use addresses or responds to the identified need.
- Performance metrics may be established for each project within an initiative.

Exhibit 2: Statement of Work

Executive Office of the Governor – Office of Policy and Budget (OPB)

1. Retains responsibility for monitoring and overseeing the sub-recipient's use to ensure compliance with the terms and conditions of award and reporting to Treasury.
2. Must determine eligibility of proposed uses prior to releases.
3. Processes budget amendments.
4. Provides support and guidance to agency administrators on federal eligibilities, program implementation, and data elements needed for reporting.
5. Collects data from agencies to prepare quarterly expenditures and annual performance reports to Treasury.

¹ OPB will notify respective state agency as additional SFRF guidance is released. This includes federal financial and performance reporting.

Page 2



Appendix D: Example Agency Memorandum - General Framework Provisions and Authorized Signatures

Secretary Dane Eagle
June 14, 2021
Page 3

State Agency: Florida Department of Economic Opportunity

1. Sub-recipients are charged with carrying out a program or project on behalf of the State (IFR, pg. 106).
2. Sub-recipient (or transferee) must abide by the restrictions on applicable use and other federal laws and program guidance (IFR, pg. 106 and pg. 147).
3. Sub-recipient must provide design, implementation, monitoring, compliance and reporting, to include, but not limited to:
 - a. Internal pre-award processes and data demonstrating project eligibility.
 - b. Post-award processes and data demonstrating payments, grants, and awards to businesses and individuals.
 - c. Report quarterly expenditure data, information on contracts \$50,000 and greater, and other data as may be needed to complete quarterly expenditure reports and annual performance reports.
4. Develops program guidelines with the following minimum elements:
 - a. The approach which can include mission, goals, and purpose.
 - b. Defined problem statements in the context of pre-pandemic circumstances explaining the current state and explanation of how the funding addresses or responds to the need.
 - c. Roles and responsibilities in context of the approach.
 - d. Essential elements of the program which can address key strategies, program objectives, prioritization of projects, management strategies, and other applicable program administration elements.
 - e. Performance measures for the program to demonstrate overall impact to the state and for projects to demonstrate regional impacts.
 - f. Monitoring and accountability approach and processes.
 - g. Outcomes which will be achieved with the funding. Final outcomes will be reported upon program close out.
 - h. Addendums which can include applicable documents such as a glossary, checklists, reports, and supporting data.

Secretary Dane Eagle
June 14, 2021
Page 4

Exhibit 3: Project Timeline and Deliverables

The high-level project timeline and planned activities are identified below. Additional activities will be defined as projects are selected.

Date(s)	Activities
June 2021 through development of Program Guidelines, project lists, and schedules.	<ul style="list-style-type: none"> • Identify individual projects and sub-activities. • Establish accounting and budget codes. • Define pre-pandemic conditions. • Establish key performance indicators by program. • Define anticipated post-pandemic outcomes. • Establish framework to link cost and performance. • Develop and agree to data tables for reporting. • Establish consistent supporting documentation submission process.
July 2021 until full expenditure of grant and closing.	<ul style="list-style-type: none"> • Quarterly federal expenditure and contract reporting with supporting documentation. • Annual federal performance reporting and supporting documentation. • Ongoing monitoring.

The expenditure and performance reporting deliverables and due dates will be defined as program guidelines are developed and projects selected. A general framework is provided below.

Date	Deliverable
Quarterly reports: TBD	Quarterly reporting of projects, obligation, expenditures and contracting making up the obligation.
Program Guidelines: TBD	Agency program-specific guidelines. Examples can be provided as needed.

Exhibit 4: Reporting and Audit Requirements

1. To be determined based upon Treasury guidance.



Appendix D: Example Agency Memorandum - General Framework Provisions and Authorized Signatures

Secretary Dane Eagle
June 14, 2021
Page 5

STATE REPRESENTATIVE – Executive Office of the Governor



Signature

Director of Policy & Budget

Title

6/24/21

Date

STATE REPRESENTATIVE – Department of Economic Opportunity



Signature

Secretary

Title

6/23/2021

Date

- cc: Meredith Beatrice, Chief of Staff
- Lisa Saliba, Policy Coordinator
- Frances Coyle, Policy Coordinator
- Brandi Gunder, Policy Coordinator



Appendix E: Project Inventories

State Code 2021	State Code 2022	State Code 2023	Project Name
152-A	197-F	234-A	Payments to Pandemic First Responders
152-C			Grants for Port Operations
152-C			State Highway System Projects
152-D	197-H		Resilient Florida Grant Program
152-E			Water Protection and Sustainability Program (Septic to Sewer Grants)
152-F		234-E	Deferred Building Maintenance Program – State Agencies
152-G			Reemployment Assistance System Modernization
152-H			Beach Management Funding Assistance Program
152-I			Inland Protection Trust Fund – Petroleum Tank Cleanup
152-J			Florida National Guard Armories – Immokalee and Zephyrhills
152-K	197-N		Florida Job Growth Grant Fund
152-L			C-51 Reservoir – Phase II
152-M			Alternative Water Supply
152-N	197-O		African American Cultural and Historical Grants
152-O			Florida Tourism Industry Marketing Corporation (VISIT FLORIDA)
152-P			Springs Restoration
152-R			Land Acquisition – Wildlife Corridor
152-S			New Worlds Reading Initiative
152-T			Coastal Mapping Services
152-U		234-C	Piney Point Reservoir Stabilization
152-V	197-I		Workforce Information System
152-W	197-L		State Emergency Operations Center
152-X	197-K		Everglades Restoration
152-Y	197-R		Derelict Vessel Removal and Prevention Program
152-Z			Small Community Wastewater Grants
152-AA			Total Maximum Daily Loads
152-AB	197-T		Enhanced Aviation Support
152-AC	197-B		Public Education Capital Outlay – K-12
152-AC	197-B		Public Education Capital Outlay – Colleges
152-AC	197-B		Public Education Capital Outlay – Universities
	197-A		Deferred Building Maintenance Program – Florida College System
	197-A		Deferred Building Maintenance Program – State University System
	197-C		Broadband Opportunity Program
	197-D		Land Acquisitions – Rural and Family Lands
	197-E		Land Acquisition – Green Heart of the Everglades
	197-E		Land Acquisition – Rattlesnake Key
	197-G		Florida Motor Fuel Tax Relief
	197-J		Capitol Complex Renovations and Repairs
	197-M		County Transportation Projects – Small County Road Assistance Program
	197-M		County Transportation Projects – Small County Outreach Program
	197-P		Rural Infrastructure Fund
	197-Q		Department of State Artifact Facility
	197-S		Cultural Facilities Grants
		234-B	Camp Blanding Readiness Center
		234-D	Mental Health Forensic Bed Capacity



Project Name: Payments to Pandemic First Responders

Project Amount: \$208,437,342 appropriated for SFY 2021-2022
\$ 26,769,302 appropriated for SFY 2022-2023
(\$15,000,000) reverted in SFY 2022-2023
\$110,000,000 appropriated for SFY 2023-2024
\$330,206,644 Total

Project Identification Number: 152-A, 197-F, 234-A

Treasury Sub-Category 6.1 Provision of Government Services

Proviso Language SFY 2021-2022: The nonrecurring sum of \$208,437,342 from the General Revenue Fund is appropriated to the Department of Economic Opportunity to distribute a one-time bonus payment of \$1,000 to each essential first responder. An essential first responder is an individual who is a first responder, considered an essential frontline worker in responding to the COVID-19 pandemic, and employed by a state or local government who is a sworn law enforcement officer, emergency medical technician, firefighter, paramedic, Institutional Security Officer, Chief, Specialist, or Supervisor of the Department of Children and Families or Agency for Persons with Disabilities, or Department of Corrections' Certified Correctional Officer, Certified Correctional Probation Officer, or IG Inspector. The bonus payment shall be adjusted to include 7.65 percent for Federal Insurance Contribution Act (FICA) tax. Each bonus payment shall be pro-rated based on the full-time equivalency of the employee's position. Employees classified as being other personnel services (OPS) or temporary employees are not eligible for the bonus payment. Impacted collective bargaining units are not precluded from bargaining over wages; however, the funding allocation for the one-time bonus payment must be used solely to comply with the requirements of this section.

The Department of Economic Opportunity must develop a plan for distribution of the funds. Applicable state agencies and each local entity must assist the department with the collection of necessary data and provide all other information or assistance required by the department. At a minimum, the plan must address the following:

- (1) The number and type of first responders employed by each applicable state agency and local entity.
- (2) The method to distribute the appropriate funds to the applicable state agency and local entity to make the one-time bonus payment to eligible individuals in the most efficient and quickest manner available.
- (3) The estimated cost to the department associated with the development, administration, and distribution of the funds.
- (4) Eligibility criteria, which must include at a minimum:
 - a) The employee must currently be employed and have been continuously employed by the applicable state agency or local entity since March 1, 2020.
 - b) The employee must not have been the subject of any disciplinary action during the period of March 1, 2020, through the date the economic payment check is distributed to the individual. The term "disciplinary action" includes written



reprimands, suspensions, dismissals, and involuntary or voluntary demotions that were associated with disciplinary actions.

- c) Other criteria deemed essential by the department to determine eligibility and make payments.

The Department of Economic Opportunity shall submit the plan to the Executive Office of the Governor's Office of Policy and Budget, the chair of the Senate Appropriations Committee, and the chair of the House Appropriations Committee by October 1, 2021. The Department of Economic Opportunity is authorized to submit budget amendments, pursuant to chapter 216, Florida Statutes, as necessary for the distribution of funds to applicable state and local entities. Funds must be distributed to individuals as soon as possible.

Proviso Language SFY 2022-2023: Local Support Grants also include grants to local governments to provide one-time recognition payments of up to \$1,000, after taxes, for each essential first responder employed by the local government as a sworn law enforcement officer, emergency medical technician, firefighter, or paramedic. The Department of Economic Opportunity shall develop an allocation method to distribute Local Support Grants to local governments based on the number of essential first responders employed by the local government as of May 1, 2022. The allocation method shall be submitted to the Executive Office of the Governor's Office of Policy and Budget and the chairs of the Legislative Budget Commission by June 1, 2022. Local Support Grants for essential first responder recognition payments shall not exceed \$125,000,000, and the department shall first make payments from the unexpended balance of funds reverted and appropriated in section 195 of this act for the same purpose. The Department of Economic Opportunity is authorized to submit budget amendments, pursuant to chapter 216, Florida Statutes, as necessary to distribute Local Support Grants for essential first responder recognition payments as soon as possible.

Proviso Language SFY 2023-2024: The nonrecurring sum of \$110,000,000 from the General Revenue Fund is appropriated to the Department of Economic Opportunity for one-time recognition payments of up to \$1,000, after taxes, to each essential first responder employed by a local government within Florida who is a sworn law enforcement officer, emergency medical technician, firefighter, or paramedic. The Department of Economic Opportunity shall develop a plan for the distribution of funds to be submitted to the chair of the Senate Appropriations Committee and the chair of the House of Representatives Appropriations Committee by August 16, 2023.

Overview: Beginning in SFY 2021-2022, the Department of Economic Opportunity (DEO) has administered a program to distribute one-time payments up to \$1,000 to Florida's eligible first responders. DEO works directly with Florida's state agencies and local governments to gather information necessary to make payments to Florida's essential first responders and to provide required reports to the Executive Office of the Governor and the Florida Legislature. State and local government employers assist DEO in gathering additional required information and make determinations on their employees' eligibility based on the guidance provided by DEO.



In SFY 2021-2022, the program, referred to as the Florida Heroes’ Initiative, distributed payments up to \$1,000 in individual, qualified disaster relief payments to Florida’s Essential First Responders employed by a state agency or local government in recognition of the courage, sacrifice, and dedication those individuals showed in serving Floridians and their communities throughout the COVID-19 pandemic. These payments were qualified disaster relief payments (non-taxable) under 26 U.S.C. § 139.

In SFY 2022-2023 and 2023-2024, the program allocated funding for one-time recognition payments of up to \$1,000, after taxes, to eligible First Responders employed by a Florida local government as a sworn law enforcement officer, emergency medical technician, firefighter, or paramedic for their dedication to public service. Below is the payment allocation based on employer’s full-time equivalent (FTE) count:

- FTE Count 0.25 (the employee works at least 10 hours per week) = \$250 recognition payment, after taxes
- FTE Count 0.50 (the employee works at least 20 hours per week) = \$500 recognition payment, after taxes
- FTE Count 0.75 (the employee works at least 30 hours per week) = \$750 recognition payment, after taxes
- FTE Count 1.00 (the employee works at least 40 hours per week) = \$1,000 recognition payment, after taxes

Timeline:

SFY 2021-2022 First Responder Relief Payments

EVENT	TIME TO COMPLETE
Develop Data Gathering Portal/ System/ Data Transfer Methods	July 19, 2021
Present Plan to EOG/ Senate/ House	July 23, 2021
Provide Payment Template to Employers	July 14, 2021
Payment Templates Due from Employers	July 24, 2021
Begin Processing Payment Files	July 31, 2021
Mail Checks	July 31, 2021
Recipients Receive Checks	August 4-15, 2021

SFY 2022-2023 First Responder Recognition Payments

EVENT	TIME TO COMPLETE
DEO to contact all Florida local governments and share survey	May 3, 2022
Submit allocation methodology to Executive Office of the Governor’s Office of Policy and Budget and the chairs of the Legislative Budget Commission	June 1, 2022
Provide Payment Template to Employers	Mid-July 2022



Activate email in box and/or Call Center to assist Local Government Payment Point of Contacts (PPC) with eligibility and system access questions	Mid-July 2022.
Payment Templates Due from Employers	July 22, 2022
Begin Processing Payment Files and shipping checks to Employing Agencies	July 22, 2022
Checks received by Local Government PPCs for distribution to eligible employees	August 5, 2022
Begin Processing Payment Files and shipping checks to Employing Agencies	September 12, 2022
Checks received by Local Government PPCs for distribution to eligible employees	September 14-16, 2022

SFY 2023-2024 First Responder Recognition Payments

EVENT	TIME TO COMPLETE
Submit allocation methodology to Executive Office of the Governor’s Office of Policy and Budget and the chairs of the Legislative Budget Commission	July 21, 2023
Provide Payment Template to Employers	July 24, 2023
Activate email inbox and/or Call Center to assist Local Government PPCs with eligibility and system access questions	July 21, 2023
Payment Templates Due from Employers	August 7, 2023
Begin Processing Payment Files and shipping checks to Employing Agencies	August 25, 2023.
Checks received by Local Government PPCs for distribution to eligible employees	September 8, 2023

Primary Delivery Mechanisms and Partners, if applicable: DEO is the state agency responsible for managing the program and partnering with up to 800 of Florida’s first responder employers to gather information necessary to make payments via check. Each employing agency’s point of contact is responsible for providing the data necessary to process payments and coordinating with the delivery of checks to first responders. DEO will procure third-party vendors for a secure portal, and program support, which includes a call center for employing entities to receive assistance.

Website: <https://www.floridajobs.org/recognition-and-recruitment>

For SFY 2023-2024, the Department established an email address for the initiative: RecognitionPayments@Commerce.fl.gov.



Intended Outcomes: To show appreciation for Florida’s First Responders. To create economic benefit for Floridians.

Performance Measures: The final outcome is the timely and accurate issuance of checks to all eligible First Responders. The following table represents the total number of actual payments distributed to first responders by job class and state fiscal year.

Total Number of Payments Distributed to First Responders

Job Class	SFY 21-22	SFY 22-23	Total
Corrections	29,146	n/a	29,146
Sworn Law Enforcement Officers	44,594	44,992	89,586
EMTs	3,211	2,542	5,753
Firefighters	27,924	27,919	55,843
Paramedics	4,076	4,182	8,258
Totals	108,951	79,635	188,586

Promoting Equitable Outcomes: This initiative targets First Responders who have been adversely affected by the pandemic by placing themselves in high-risk situations. Because the population served, by definition, is one that has been adversely impacted, no further reporting will be done on equitable outcomes.

Community Engagement: For SFY 2021-2022, the initiative required coordination with 800 local and regional first responder employers for implementation.

For SFY 2022-2023, DEO conducted a survey with all Florida local governments to ascertain the number of eligible first responders employed as of May 1, 2022, and to obtain the correct PPC for each first responder employing agency within their jurisdiction. Each employing agency’s PPC will be responsible for providing the data necessary to process payments.



Project Name: Grants for Port Operations

Project Amount: \$250,000,000 appropriated for SFY 2021-2022

Project Identification Number: 152-C (1 of 2)

Treasury Sub-Category 2.36 Aid to other Impacted Industries

Proviso Language SFY 2021-2022: The Chief Financial Officer shall transfer \$2,000,000,000 from the General Revenue Fund to the State Transportation Trust Fund in the Department of Transportation to offset revenue losses associated with the COVID-19 pandemic. From these funds, \$1,750,000,000 must be used on State Highway System projects, and the department shall place a priority on restoring funding for such projects in the Work Program that were deferred or deleted under Executive Order 20-275 issued on October 23, 2020. **The remaining \$250,000,000 must be allocated for grants for port operations to Florida ports, as defined in section 311.09, Florida Statutes, with cruise ship or cargo traffic that was impacted by COVID-19.** The nonrecurring sum of \$813,000,000 from the State Transportation Trust Fund is appropriated to the department in Fixed Capital Outlay for State Highway System projects, and the nonrecurring sum of \$250,000,000 from the State Transportation Trust Fund is appropriated to the department for port operations.

Overview: Florida has fourteen (14) active deep-water seaports. Florida's seaports are economic engines for the United States economy that create primary, secondary, and tertiary economic activities throughout the nation. In Florida alone, seaports have a \$117.6 billion positive economic impact and account for more than 900,000 direct and indirect jobs.

Florida seaports have business operations that generate operating revenues and operating expenses. Business revenues are tied to the movement of passengers, cargo, customer service fees, and customer lease agreements. The overwhelming majority of operating revenues are utilized for the expansion or upgrading of tourism, transportation, and hospitality facilities. New seaport facilities often last for 30 or more years, and result in multi-generational impacts for Americans. For every \$1.00 dollar invested in Florida seaports, there is nearly a \$7.00 dollar return on investment (or 7:1 ROI) to the United States economy.

During the pandemic, travel sharply reduced, including the movement of cargo and passengers at both domestic and international seaports. Florida seaports have been affected by required closures and resulting economic fallout both domestically and internationally.

Domestically, from March 2020 through June 2021, business revenues from the movement of passengers declined nearly -100.0% for some seaports. For calendar year 2020, Florida saw a -39.3% drop in visitors (or -51.669 million fewer) compared to the prior year, which significantly reduced demand for cargo imports from Florida seaports



(Visit Florida, 2021). Internationally, world travel to Atlantic, Caribbean, Gulf of Mexico and Latin American destinations also declined sharply, which reduced demand for cargo originating from Florida seaports.

As of July 2021, required full closures for some seaport activities lasted from March 2020 through June 2021 (15 months of negative economic impacts), with partial reopening occurring in late-June 2021. Seaports experienced significant economic harm due to the pandemic and needed to be immediately stabilized with an infusion of resources.

The Florida Department of Transportation partners with the Seaports and shares costs for infrastructure investments in support of economic expansion. The Department developed a financial assistance grant methodology based on cruise traffic and base operations at each location. The grant resources provide immediate financial relief and enabled some seaports to retain planned capital improvement investment.

Florida’s seaports are geographically disbursed, and all contribute to local and regional economies. Stabilizing and investing in Florida seaports lays the foundation for a strong national recovery by catalyzing broader economic recovery and rebuilding by closing operating resource gaps. Minimum allocation amounts for non-cruise seaports catalyzes a broader, more equitable response.

The amounts allocated per seaport are as follows:

Sub-recipient	Allocation Amount
SeaPort Manatee	\$4,885,564
Port of Fernandina	\$806,772
JAXPORT	\$13,716,224
Port Panama City	\$806,772
Port of Pensacola	\$806,772
Port of Port St. Joe	\$806,772
Port Everglades	\$58,260,881
Port of Fort Pierce	\$806,772
Port of Palm Beach	\$4,050,839
Port Canaveral	\$72,205,076
Port Miami	\$66,901,040
Port of Key West	\$5,018,855
Port St. Pete	\$806,772
Port Tampa Bay	\$20,120,889
Total	\$250,000,000



Timeline: Grant agreements were executed in SFY 2021-2022 with collection of expenditure data ongoing. The Department intends to expend the grant funding within the SFRF timeframe. The Agreements and the periods for performance extend from the Effective Date through December 31, 2024.

Primary Delivery Mechanisms and Partners, if applicable: The Department entered into grant agreements with each of the fourteen (14) individual sub-recipient seaports. The Seaports are responsible for reporting expenditures to the Department for inclusion in the State's reports to U.S. Treasury.

Website: <https://www.fdot.gov/seaport/default.shtm>

Intended Outcomes: To promote economic recovery of Florida's seaports which ensures continued and expanded supply chain support. Seaport business benefits Florida's economy, especially those communities located near the 14 seaports and ensures the creation and retention of jobs for Floridians.

Performance Measures: Evaluation of program outcomes will use preliminary data via tracking program sub-recipient statistics and measuring sub-recipient responses at the end of the program. Sub-recipient statistics will be collected for sub-recipient fiscal years 2016 through 2019, which includes the most recent full fiscal year prior to the public health emergency (i.e., last full fiscal year before January 27, 2020), to establish a performance baseline and pre-pandemic trend. Statistics will be collected annually for sub-recipient fiscal years 2020 through 2026, to monitor annual progress and measure sub-recipient responses at the end of the program. Variables that will be collected, monitored and used to measure sub-recipient responses at the end of the program include: direct jobs, operating revenues, operating expenses, total cargo tonnage, and total passenger movements.

The table below provides a summary for Florida's annual seaport cargo throughput and cruise passengers from 2015 to 2020. Florida's container movements, shown in twenty-foot equivalent units (TEUs), have steadily increased over the past several decades, growing by almost 350,000 TEUs during the period of 2015 to 2020. In 2019, cruise revenue passenger numbers surpassed 18 million for a total growth exceeding 20% since 2015. Florida cruise passenger operations remained strong from October 2019 through February 2020. In mid-March 2020, in response to a global pandemic, cruise passenger operations at most ports were halted until operations slowly started to resume in June 2021.



Summary of Florida Seaport Containers (TEUs), Tonnage, Trade Direction, and Cruise Passengers

TEUs	2015	2016	2017	2018	2019	2020
Total TEUs	3,541,526	3,574,179	3,717,186	4,098,226	4,029,824	3,885,64
Tonnage	2015	2016	2017	2018	2019	2020
Total Tons	103,012,061	107,369,926	110,826,846	110,268,130	111,744,277	102,681,55
Trade Direction Tonnage	2015	2016	2017	2018	2019	2020
Imports	40,458,288	40,503,439	35,407,319	38,729,636	40,478,112	35,571,23
Exports	18,989,078	16,287,415	17,637,575	17,891,659	17,298,821	16,204,10
Domestic	43,564,694	50,579,072	57,781,952	53,646,835	53,937,345	50,856,21
Total	103,012,060	107,369,926	110,826,846	110,268,130	111,744,277	102,631,55
Cruise Passengers	2015	2016	2017	2018	2019	2020
Multi-Day	14,745,913	14,989,578	15,683,800	16,384,862	17,887,113	9,402,71
Single-Day	500,406	471,139	439,316	451,124	468,219	183,19
Total	15,246,319	15,460,717	16,123,116	16,835,986	18,355,332	9,585,90

Note: Cruise counts are each revenue passenger movement including both embarkations and disembarkations.

Source: Individual Florida Seaports, FSTED Council Five-Year Mission Plans, and U.S. Census Bureau, Foreign Trade Division, 2020.

Container volumes have increased 37% since 2010 for a total of 1 million additional TEUs statewide, as shown in Table 2.9. Global supply chain challenges resulting from a global pandemic and other international trends, resulted in a decline in Florida’s total TEUs between 2018 and 2020. The three largest Florida container ports continue to handle the largest portion of the overall container traffic (85%) including JAXPORT (33%), Port Miami (27%), and Port Everglades (24%). JAXPORT’s significant domestic volumes place it at the top position in the state.



Total Container Volumes at Florida’s Seaports, 2010–2020 — Ranked By 2020 Volume

Table with 12 columns (Year) and 13 rows (Seaports). Rows include JAXPORT, PortMiami, Port Everglades, Port of Palm Beach, Port Tampa Bay, SeaPort Manatee, Port of Panama City, Port of Fernandina, Port Canaveral, Port of Pensacola, and Total.

Source: Individual Florida Seaports.

Promoting Equitable Outcomes: This initiative includes traditionally underserved communities. Almost all seaports are located in communities with higher-than-average poverty levels relative to Florida as a whole. Those communities will benefit economically not only during initiative deployment, but also in the longer-term with economic resilience. However, data on equitable outcomes will not be collected or reported.

Community Engagement: All of Florida’s fourteen (14) active deep-water seaports are public, with publicly determined governance structures, including: department of city or county governments, independent special districts, or dependent special districts of city or county government. Public board members are either elected or appointed by elected officials. For example, Port Everglades is a Department of Broward County Government, which has nine elected County Commissioners. Proceedings and records of each public seaport are open and available to the public. Planning, procurement, and development activities are subject to respective federal, state and local regulations, including the review of such activities by the public.

**Project Name: State Highway System Projects**

Project Amount: \$1,750,000,000 appropriated for SFY 2021-2022
(\$25,000,000) reverted in SFY 2022-2023
\$1,725,000,000 Total

Project Identification Number: 152-C (2 of 2)

Treasury Sub-Category 6.1. Provision of Government Services

Proviso Language SFY 2021-2022: The Chief Financial Officer shall transfer \$2,000,000,000 from the General Revenue Fund to the State Transportation Trust Fund in the Department of Transportation to offset revenue losses associated with the COVID-19 pandemic. **From these funds, \$1,750,000,000 must be used on State Highway System projects, and the department shall place a priority on restoring funding for such projects in the Work Program that were deferred or deleted under Executive Order 20-275 issued on October 23, 2020.** The remaining \$250,000,000 must be allocated for grants for port operations to Florida ports, as defined in section 311.09, Florida Statutes, with cruise ship or cargo traffic that was impacted by COVID-19. The nonrecurring sum of \$813,000,000 from the State Transportation Trust Fund is appropriated to the department in Fixed Capital Outlay for State Highway System projects, and the nonrecurring sum of \$250,000,000 from the State Transportation Trust Fund is appropriated to the department for port operations.

Overview: Florida is currently home to over 21 million people and welcomes millions of visitors each year. Being able to move everyone from place to place quickly and effectively depends on developing and maintaining a world class transportation infrastructure. The SFY 2021-2022 *Florida Leads* budget included \$10.3 billion for the Florida Department of Transportation (DOT). The investment provides for the retention and creation of more than 148,200 jobs. Every dollar invested in transportation is estimated to result in a return of up to \$4 in user and economic benefits to Florida's residents and businesses, and also helps diversify Florida's economy.

The Department's State Transportation Work Program (Work Program) totals \$9.44 billion, making up almost 92 percent of their total budget. The Work Program is the ongoing five-year plan for the implementation and completion of transportation infrastructure projects. Projects include construction and maintenance of Florida's roads, bridges, rails, seaports, and other public transportation systems that grow the state's economy and improve the quality of life for Floridians. **In addition to the \$9.44 billion, up to \$2 billion in SFRF was appropriated to the State Transportation Trust Fund, including \$1.725 billion for State Highway System projects.**

Tourism is one of Florida's largest economic drivers supporting many businesses and communities. Florida has 22 million residents and 130 million visitors a year. More than half of those visitors arrive by car. Safe roads and reduction of congestion attract tourists, resulting in an increased economic advantage for communities that were adversely affected by the lower tourism rates during the pandemic. Improving Florida's transportation system promotes increased tourism and growth in Florida's economy.



SFRF funds for State Highway System (SHS) projects place a priority on restoring funding for projects in the Work program that were deferred under Executive Order (EO) 20-2075 (https://www.flgov.com/wp-content/uploads/orders/2020/EO_20-275.pdf) as well as initiating additional transportation investments supporting strong employment in the construction sector and Florida's economic activities. This EO was issued because revenues collected declined due to pandemic impacts making it impossible for the Department to meet statutory requirements regarding allocation of certain amounts of funds to projects.

The Work Program is developed annually in accordance with section 339.135, Florida Statutes. The development process involves extensive coordination with local governments, including Metropolitan Planning Organizations and other city and county officials. Public hearings are held by local partners, in each of the seven transportation districts, and a statewide public hearing is held by the Florida Transportation Commission. The Florida Transportation Commission performed an in-depth review of this Work Program and presents the results to the Executive Office of the Governor and the chairs of the House and Senate Appropriations Committees.

Timeline: Projects identified for the SFY 2021-2022 cycle have been included in the Work Program and many are under procurement. The remaining projects are scheduled for procurement in SFY 2022-2023. Following distribution of the second tranche of SFRF, additional projects have been included in the Work Program and are scheduled for procurement and implementation during SFY 2022-2023. The Department is actively monitoring production to ensure commitment and completion within SFRF timelines.

Primary Delivery Mechanisms and Partners, if applicable: Partners in development of the Work Program include local governments, Metropolitan/Transportation Planning Organizations (MPO/TPO), and other city and county officials, and the general public. Delivery Mechanisms are dependent upon the type of projects funded. In all cases, the Department uses established procurement policies and processes which ensures competitive bidding, awards to qualified vendors, and application of federal wage provisions.

Website:

<https://fdotewp1.dot.state.fl.us/fmsupportapps/workprogram/WorkProgram.aspx>

Intended Outcomes: To improve the state highway system which is measured by improved pavement, addition of lane miles, and improved safety features. Other related benefits include economic benefits associated with retention or creation of jobs, supporting diversification of Florida's economy, supporting supply chain movement of goods, and improving travel times for commercial and personal activities. Other outcomes include moving towards a universal level of service, offering diverse travel options, and equitable improvements to communities.

Performance Measures: Final performance measures will be developed as the projects are implemented. Examples are timely project completion, improvements to



pavement, bridges, and/or drainage, installation of safety features to protect the traveling public. The Department is collecting performance data on each project type.

Promoting Equitable Outcomes: The Department competitively procures each project in accordance with established policies and practices. These practices have been certified by the Federal Highway Administration (FHWA) and deemed compliant with federal regulations. As such, construction contracts are compliant with Davis-Bacon provisions.

FDOT administers robust Minority Business (MBE) and Disadvantaged Business Enterprise (DBE) programs. Each project is subject to the applicable targets for a portion of the contract to engage historically underrepresented businesses. Department policies encourage MBE and DBE participation in all facets of its business activities, to include opportunities as vendors, contractors, subcontractors, and consultants.

Some projects within this initiative will include traditionally underserved communities as the improvement occurs in those communities with higher-than-average poverty levels relative to Florida as a whole. These communities will benefit economically not only during project delivery but also in longer-term economic resiliency. However, data on equitable outcomes will not be collected or reported.

Improving the transportation infrastructure provides multi-faceted benefits to Florida's residents, visitors, and commercial industry. The Department's goal is to provide a universal level of service, diverse travel options, and equitable improvements to communities, which will improve quality of life, health, and safety for travelers.

Community Engagement: The Department engages the public in every step of the transportation development process. Local transportation needs are vetted by MPO's, TPO's, and local governments. The information is submitted to the Department's districts who conduct Work Program development public hearings. The Work Program is reviewed at a statewide public hearing conducted by the Transportation Commission. During project development, project-specific public hearings are conducted to gather information, MPO's/TPO's hold public hearings to pass resolutions or vote on agreements with the Department, and the Department provides ongoing public information via its website.



Project Name: Resilient Florida Grant Program

Project Amount: \$500,000,000 appropriated for SFY 2021-2022
\$200,000,000 appropriated for SFY 2022-2023
\$700,000,000 Total

Project Identification Number: 152-D, 197-H

Treasury Sub-Categories Breakdown:

5.2	Clean Water: Centralized Wastewater Collection and Conveyance	\$ 140,000,000
5.6	Clean Water: Stormwater	\$ 462,000,000
5.9	Clean Water: Nonpoint Source	\$ 32,666,666
5.11	Drinking water: Transmission & Distribution	\$ 32,666,667
5.15	Drinking water: Other Water Infrastructure	\$ 32,666,667
Total		\$ 700,000,000

Proviso Language SFY 2021-2022: The Chief Financial Officer shall transfer \$500,000,000 from the General Revenue Fund to the Resilient Florida Trust Fund in the Department of Environmental Protection. The nonrecurring sum of \$500,000,000 from the Resilient Florida Trust Fund is appropriated in Fixed Capital Outlay for the Resilient Florida Grant Program authorized in Senate Bill 1954. This section is contingent upon Senate Bill 1954 and Senate Bill 2514, or similar legislation, becoming a law.

Proviso Language SFY 2022-2023: The Chief Financial Officer shall transfer \$200,000,000 from the General Revenue Fund to the Resilient Florida Trust Fund in the Department of Environmental Protection. The nonrecurring sum of \$200,000,000 from the Resilient Florida Trust Fund is appropriated in Fixed Capital Outlay and placed in reserve for the Resilient Florida Program pursuant to section 380.093, Florida Statutes. The department is authorized to submit budget amendments to request the release of funds pursuant to chapter 216, Florida Statutes. Up to \$20,000,000 may be used to provide grants for the Resilient Florida Grant Program. The remaining funds are provided for projects included in the Statewide Flooding and Sea Level Rise Resilience Plan to be submitted on December 1, 2022.

Overview: Governor DeSantis recognizes the challenges presented by sea level rise, intensified storm events and localized flooding. Upon taking office, Governor DeSantis set forth to develop resilience goals for the state to help protect Florida’s coastal communities and fortify its pathway to continued prosperity, and took action, establishing the Office of Resilience and Coastal Protection within the DEP and appointing the state’s first Chief Resilience Officer. These actions represented the first tangible step towards strong, coordinated leadership on resiliency. The budget for SFY 2021-2022 took the next tangible step to address the challenges of sea level rise, intensified storm events, and localized flooding by establishing the Resilient Florida program. The Resilient Florida program will provide funding to state and local government entities to fund projects to adapt regionally significant assets to address the impacts of sea level rise, intensified storms, and localized flooding.



The Resilient Florida program includes a selection of grants that are available to counties, municipalities, water management districts, flood control districts and regional resilience entities for community resilience planning, such as vulnerability assessments, plan development, and projects to adapt critical assets. Critical asset includes:

- Transportation assets and evacuation routes, including airports, bridges, bus terminals, ports, major roadways, marinas, rail facilities, and railroad bridges.
- Critical infrastructure, including wastewater treatment facilities and lift stations, stormwater treatment facilities and pump stations, drinking water facilities, water utility conveyance systems, electric production and supply facilities, solid and hazardous waste facilities, military installations, communications facilities, and disaster debris management sites.
- Critical community and emergency facilities, including schools, colleges, universities, community centers, correctional facilities, disaster recovery centers, emergency medical service facilities, emergency operation centers, fire stations, health care facilities, hospitals, law enforcement facilities, local government facilities, logistical staging areas, affordable public housing, risk shelter inventory, and state government facilities.
- Natural, cultural, and historical resources, including conservation lands, parks, shorelines, surface waters, wetlands, and historical and cultural assets.

Timeline: Project proposals for SFY 2021-2022 were solicited between July 1 and September 1, 2021, and announced in early 2022. Additional funding for SFY 2022-2023 was provided by the Legislature. The submission period for project proposals ended in September 2022 and awards were announced in February 2023. The grant agreements will adhere to the SFRF timelines.

Primary Delivery Mechanisms and Partners, if applicable: Grants will be awarded to eligible entities (counties, municipalities, water management districts, flood control districts and regional resilience entities).

Website: <https://floridadep.gov/rcp/florida-resilient-coastlines-program/content/frcp-resilience-grants>

Intended Outcomes: Reduction to vulnerability to flooding and sea level rise. To provide economic benefit to local communities. To create jobs for Floridians.

Performance Measures: As part of the project proposal process, prospective grant recipients must identify specific project outcomes. These outcomes reflect reduction in vulnerability to flooding and sea level rise related hazards associated with the project proposal. The Department will evaluate these proposed outcomes in relation to the Department's overall resiliency goals, such as the Statewide Flooding and Sea Level Rise data set, assessment, and Resilience Plan.

Promoting Equitable Outcomes: This initiative does not focus specifically on historically underserved, marginalized, or adversely affected groups. However, projects will bring economic benefits and protection against sea level rise to the communities in



which they are implemented, some of which may have higher than average poverty levels relative to Florida as a whole. These will be identified once projects are selected. However, data on equitable outcomes will not be collected or reported.

Community Engagement: Grants are requested by the local entities who are engaged in their communities and aware of specific community needs and priorities. Additionally, the Department added the Resilient Florida Program to an online water quality-related grant portal (<https://protectingfloridatogether.gov/>) to receive project proposals for several grant programs. This portal was announced to the public via press releases, social media and direct communications with local governmental entities and interested participants.



Project Name: Water Protection and Sustainability Program (Septic to Sewer Grants)

Project Amount: \$500,000,000 appropriated for SFY 2021-2022

Project Identification Number: 152-E

Treasury Sub-Categories Breakdown:

5.1	Clean Water: Centralized Wastewater Treatment	\$199,000,000
5.2	Clean Water: Centralized Wastewater Collection and Conveyance	\$300,000,000
5.3	Clean Water: Decentralized Wastewater	\$1,000,000
Total		\$500,000,000

Proviso Language SFY 2021-2022: The Chief Financial Officer shall transfer \$500,000,000 from the General Revenue Fund to the Water Protection and Sustainability Program Trust Fund in the Department of Environmental Protection. The nonrecurring sum of \$500,000,000 from the Water Protection and Sustainability Program Trust Fund is appropriated in Fixed Capital Outlay for the wastewater grant program authorized in section 403.0673, Florida Statutes.

Overview: The Wastewater Grant Program allows the Florida Department of Environmental Protection to provide grants that will reduce excess nutrient pollution for projects that:

- Retrofit Onsite Sewage Treatment and Disposal Systems (OSTDSs) to upgrade them to nutrient-reducing OSTDSs.
- Construct, upgrade, or expand facilities to provide advanced waste treatment; or
- Connect OSTDSs to central sewer facilities.

The Wastewater Grant Program under section 403.0673, F.S., focuses funding on those areas of the state with Basin Management Plans (BMAPs) or alternative restoration plans adopted by Secretarial Order. Projects located in rural areas of opportunity as defined in s. 288.0656, F.S., are also eligible for funding. Eligible projects include onsite sewage treatment and disposal systems (OSTDS) upgrades to enhanced nutrient-reducing systems; projects to construct, upgrade or expand facilities to provide advanced waste treatment; and septic to sewer connections. Florida’s statutory provisions prioritize septic to sewer connections.

Each grant must require a minimum of a 50% local match of funds. However, DEP may waive, in whole or in part, this consideration of the local contribution for proposed projects within an area designated as a rural area of opportunity.

Timeline: Project proposals for SFY 2021-2022 were accepted through the grant portal from June 2, 2021-July 15, 2021. DEP evaluated proposals and awarded grants to the projects that provide the most significant benefits in the areas with the most need. Grant agreement development is currently in process, with many already underway.



Funds made available with additional funding release are currently in the solicitation process which began in June 2022 and will continue through July 2022. These will be evaluated in the same manner as the prior solicitation. Should a project previously selected come in under budget or be cancelled, DEP will utilize subsequently submitted qualifying projects as a replacement as needed.

All selected projects will be completed by the deadlines established by the federal rule.

Primary Delivery Mechanisms and Partners, if applicable: Grants have been awarded to eligible entities, which include local governmental and non-profit entities.

Website: Information about this grant program may be found at <https://floridadep.gov/wra/wra/content/wastewater-grant-program>.

Intended Outcomes: To improve water quality. To provide economic benefit to local communities. To create jobs for Floridians.

Performance Measures: As part of the project proposal process, prospective grant recipients must identify specific project outcomes. These outcomes reflect nutrient reduction measures associated with the project proposal. To date, the following high level performance measures have been identified:

Treasury Category	Treasury Category Name	Measure	Actual SFY 2022-2023
5.1	Clean Water: Centralized Wastewater Treatment	Estimated Total Nitrogen reduction	1,249,526 lb/yr
5.2	Clean Water: Centralized Wastewater Collection and Conveyance	Estimated Total Nitrogen reduction	250,093.75 lb/yr
5.3	Clean Water: Decentralized Wastewater	Estimated Total Nitrogen reduction	0 lb/yr

Promoting Equitable Outcomes: Some projects within this initiative will include traditionally underserved communities by being implemented in those communities with higher-than-average poverty levels relative to Florida as a whole, including areas designated as rural areas of opportunity. These communities will benefit economically not only during the duration of the initiative but will sustain longer-term economic resiliency.

Rural Areas of Opportunity (RAOs) include the following Florida counties and municipalities:

- **Northwest Rural Area of Opportunity:** Calhoun, Franklin, Gadsden, Gulf, Holmes, Jackson, Liberty, Wakulla, and Washington counties, and the area within the city limits of Freeport and Walton County north of the Choctawhatchee Bay and intercoastal waterway.
- **South Central Rural Area of Opportunity:** DeSoto, Glades, Hardee, Hendry, Highlands, and Okeechobee counties, and the cities of Pahokee, Belle Glade, and South Bay (Palm Beach County), and Immokalee (Collier County).



- **North Central Rural Area of Opportunity:** Baker, Bradford, Columbia, Dixie, Gilchrist, Hamilton, Jefferson, Lafayette, Levy, Madison, Putnam, Suwannee, Taylor, and Union counties.

In total, 32 of the 73 awards, as of June 2022, were to RAOs. However, data on equitable outcomes will not be collected or reported.

Community Engagement: The Department launched an online Water Quality Grant portal, website above, to receive project proposals for several water quality related grant programs including the Wastewater Grant Program. This portal was announced to the public via press releases, social media, and direct communications with local governmental entities and interested participants. This portal will be used annually to solicit project proposals and has received positive feedback from local governments for its ease of use and one-stop-shop format.



Project Name: Deferred Building Maintenance Program – State Agencies

Project Amount: \$350,000,000 appropriated for SFY 2021-2022
(\$63,973,466) reverted in SFY 2022-2023
\$ 20,000,000 appropriated for SFY 2023-2024
\$306,026,534 Total

Project Identification Number: 152-F, 234-E

Treasury Sub-Category 6.1 Provision of Government Services

Proviso Language SFY 2021-2022: The non-recurring sum of \$350,000,000 is appropriated to Administered Funds to address negative economic impacts to the state resulting from the COVID-19 pandemic by investing in deferred maintenance needs in state, college, and university facilities. The funds shall be held in reserve. State agencies and the judicial branch are authorized to develop and submit to the Executive Office of the Governor a list of maintenance, repair, and renovation projects that will improve the health and safety of such facilities. Eligible projects include those which improve air quality to reduce the risk of viral and environmental health hazards; correct critical life safety issues; improve water and sewer infrastructure; mitigate environmental deficiencies; ensure compliance with the Americans with Disabilities Act; or ensure compliance with building codes. The Executive Office of the Governor shall review the submitted project lists and develop a statewide funding plan. The funding plan shall be submitted to the Legislative Budget Commission no later than September 1, 2021, for approval. After the plan is approved by the Commission, 20 percent of the funds shall be released immediately. Budget amendments may be submitted for the additional release of funds pursuant to the provisions of chapter 216, Florida Statutes.

Proviso Language SFY 2023-2024: The nonrecurring sum of \$20,000,000 from the General Revenue Fund is appropriated to Administered Funds for deferred building maintenance projects at state agencies. State agencies may submit budget amendments pursuant to chapter 216, Florida Statutes, requesting distributions for documented cost overruns supported by vendor quotes on projects approved by the Legislative Budget Commission on November 4, 2021.

Overview: The COVID-19 pandemic highlighted air quality issues in existing buildings. Additionally, the economic impact of the pandemic delayed investment in maintenance needs related not only to air quality, but critical safety issues, water and sewer issues, environmental deficiencies, and Americans with Disabilities Act (ADA) compliance issues. This initiative will address a wide range of critical health and safety needs in state-owned buildings to create safe and healthy environments for both staff working in the buildings and citizens visiting the facilities.

The initiative is being managed by staff within the Governor’s Office. In June 2021, a memo was issued to all agencies outlining the parameters for projects to be considered under this initiative. They are as follows:

- They must have been included in the agencies’ and educational institutions’ Capital Improvements Program (CIP) Plan for state fiscal years 2021-2022



through 2025-2026, or meet the remaining criteria as long as appropriate justification is provided.

- Projects must be ready for initiation and obligation no later than the conclusion of the 2021-2022 state fiscal year.
- Projects must comply with proviso language.
- Projects must clearly promote and ensure public and employee safety and well-being considering the goals set forth in the ARPA guidelines.
- Agencies must ensure compliance with 2 CFR Part 200.

Timeline: On November 4, 2021, the Joint Legislative Budget Commission approved a list of state agency projects submitted by the Executive Office of the Governor. Subsequent activities are dependent upon the individual projects.

Primary Delivery Mechanisms and Partners, if applicable: Projects will be contracted to multiple qualified vendors through the agencies who have projects approved.

Website: There is currently no website for this specific initiative.

Intended Outcomes: To upgrade and modernize state facilities to improve the health and safety of Floridians working in and visiting these facilities. To create jobs for Floridians.

Performance Measures: Final performance measures will be developed as the projects are implemented, however, at a high level, output measures will include major deliverables in contracts up to and including the completed projects.

Promoting Equitable Outcomes: As part of the procurement process, this initiative includes historically underrepresented minority businesses. By expanding the state's inventory of healthy and safe buildings, the disproportionate impact of health and safety issues on disadvantaged communities and populations can be reduced.

Some projects within this initiative will include traditionally underserved communities by being implemented in those communities with higher-than-average poverty levels relative to Florida as a whole. These communities will benefit economically not only during the duration of the initiative but will sustain longer-term economic resiliency. However, data on equitable outcomes will not be collected or reported.

Community Engagement: The final project list was developed by the Executive Office of the Governor in consultation with staff at the agencies requesting funding who are the subject matter experts on the building issues. Final approval was the responsibility of the Joint Legislative Budget Commission, which is comprised of elected members who have ongoing interaction with their colleagues and constituents regarding needs of their individual communities.



Project Name: Reemployment Assistance System Modernization

Project Amount: \$56,400,000 appropriated for SFY 2021-2022

Project Identification Number: 152-G

Treasury Sub-Category: 2.9, Unemployment Benefits or Cash Assistance to Unemployed Workers

Proviso Language SFY 2021-2022: The nonrecurring sum of \$56,400,000 from the General Revenue Fund is appropriated to the Department of Economic Opportunity for the modernization of the Reemployment Assistance system that complies with section 282.206, Florida Statutes. These funds shall be held in reserve. Release of these funds is contingent upon the full release of funds provided for system modernization in Specific Appropriation 2202A. The department is authorized to submit quarterly budget amendments requesting release of these funds pursuant to the provisions of chapter 216, Florida Statutes, and based on the department's planned quarterly expenditures. Release is contingent upon the approval of a detailed operational work plan and monthly spend plan that identifies all work activities and costs budgeted for Fiscal Year 2021-2022.

From the funds in Specific Appropriation 2202A, \$36,000,000 in nonrecurring funds from the General Revenue Fund is provided for the modernization of the reemployment assistance system that complies with section 282.206, Florida Statutes. Of these funds, \$19,320,000 is provided for increased maintenance and operations of the system, \$15,510,000 is provided for system modernization, and \$1,170,000 is provided to competitively procure a private sector provider with experience in conducting independent verification and validation (IV&V) services of public sector information technology projects to provide IV&V services for all department and vendor staff working to modernize and maintain the system. From these funds, \$31,170,000 shall be held in reserve, and \$4,830,000 is released to the department for ongoing maintenance and operations.

The department is authorized to submit quarterly budget amendments requesting release of these funds pursuant to the provisions of chapter 216, Florida Statutes, and based on the department's planned quarterly expenditures. Release is contingent upon the procurement of the IV&V vendor and the approval of a detailed operational work plan and monthly spend plan that identifies all work activities and costs budgeted for Fiscal Year 2021-2022. Quarterly IV&V reports shall include technical reviews of project deliverables submitted or accepted within the reporting period and assessments of the department's project management and governance. The IV&V contract shall require that all deliverables be simultaneously submitted to the executive director of the department, the Executive Office of the Governor's Office of Policy and Budget, the chair of the Senate Appropriations Committee, the chair of the House Appropriations Committee, and the Florida Digital Service. The contracted provider shall be made readily available to provide all project related data to the Florida Digital Service in support of their project oversight responsibilities pursuant to section 282.0051, Florida Statutes. The department shall provide monthly project status reports to the Executive Office of the



Governor's Office of Policy and Budget, the chair of the Senate Appropriations Committee, the chair of the House Appropriations Committee, and the Florida Digital Service. Each status report must include ongoing system maintenance activities and progress made to date for each project milestone, deliverable, and task order, planned and actual completion dates, planned and actual costs incurred, and any current project issues and risks.

Overview: During the 2021 session, the Florida Legislature unanimously passed HB 1463 to modernize the state's unemployment system. The legislation also established the Office of Economic Accountability and Transparency and other policy changes to make claims processing more efficient. This legislation also provided the Department of Economic Opportunity with the resources necessary to improve the delivery of Reemployment Assistance (RA) benefits to eligible claimants more effectively and efficiently.

The current Reemployment Assistance Claims and Benefits Information System has had significant and well-documented issues; it failed too many Floridians in need and simply could not physically help all the individuals seeking aid at the same time. The modernization initiative will provide access to Floridians when they need it most.

The SFRF funds will be combined with \$36 million in state funds for the project. DEO is required to implement an integrated, modular system hosted in a cloud computing service that provides for rapid provisioning of additional data processing when necessary. The system must support the efficient distribution of benefits and the effective operation and management of the RA program, and must:

- Be accessible through the Internet on both mobile devices and personal computers.
- Process reemployment assistance claims and benefit payments.
- Process and manage overpayments.
- Perform adjudication functions.
- Process appeals and manage hearings.
- Manage and process the charging of employers.
- Enhance online, self-service capabilities to claimant and employer information and federal and state reporting.
- Maintain interoperability with other workforce systems within DEO.
- Allow for employer-assisted claims.

Beginning October 1, 2023, and annually thereafter, DEO must perform an annual review of the system and identify enhancements or modernization efforts that improve the delivery of services to claimants and employers and reporting to state and federal entities, including:

- Infrastructure upgrades through cloud services.
- Software improvements.
- Enhanced data analytics and reporting.
- Increased cybersecurity.



DEO must seek input on recommended enhancements from certain entities, including but not limited to:

- The Florida Digital Service within the Department of Management Services.
- The General Tax Administration Program Office within the Department of Revenue.
- The Division of Accounting and Auditing within the Department of Financial Services.

DEO must provide monthly project status reports to the chairs of the Senate and House Appropriations Committees, the Office of Policy and Budget in the Executive Office of the Governor, and the Florida Digital Service. Each status report must include ongoing system maintenance activities and progress made to date for each project milestone, deliverable, and task order, planned and actual completion dates, planned and actual costs incurred, and any current project issues and risks.

DEO must provide project related data to the Florida Digital Service in support of its project oversight responsibilities.

Timeline: Project start date is July 1, 2021, and anticipated completion date is June 30, 2023.

Primary Delivery Mechanisms and Partners, if applicable: Delivery mechanisms will primarily be contracts with qualified vendors. Partners include Florida Digital Service, the Department of Revenue, and the Department of Financial Services. The Department submits monthly and quarterly reports to the Florida Legislature. The Department has held public webinars and maintains up-to-date information on vendor procurements, on the Reemployment Assistance Modernization website.

Website: <https://floridajobs.org/RAModernization>

Intended Outcomes: To address the immediate need to improve performance and usability of the Reemployment Assistance system while also establishing the architectural framework and processes necessary to implement future business process and technology changes efficiently and effectively.

Performance Measures: The Reemployment Modernization program is comprised of 21 individual projects. Each project has a project schedule, deliverables, and key milestones that are being tracked and reported on a monthly and quarterly basis.

Promoting Equitable Outcomes: When procuring services, DEO works to ensure that qualified minority businesses are afforded contracting opportunities in accordance with section 287.057, Florida Statutes.

The modernization effort will increase access and equity in the delivery of Reemployment Assistance benefits by developing a mobile-responsive user interface. This will directly benefit individuals who lack access to reliable Internet service and/or who do not have access to a computer. This mobile-responsive user interface will also be made available in English, Spanish, and Haitian Creole. Once the mobile-responsive user interface is launched, DEO will be able to collect and assess data to understand



the adoption of this new feature and how the interface can be refined to deliver the best value to users. These efforts enhance the Reemployment Assistance Program in supporting a pathway to economic self-sufficiency.

Community Engagement: The initiative was approved by the Florida Legislature whose elected members have ongoing interaction with their constituents regarding citizen and community needs. Constituent feedback, including ensuring the Reemployment Assistance system is available during periods of peak demand, is enhanced to provide a user-friendly interface for system users, and offers more expeditious claims processing, was used to shape CS/CS/HB 1463 and provide direction to DEO about modernizing the system. DEO also maintains a dedicated website for this initiative that is accessible to the public.



Project Name: Beach Management Funding Assistance Program

Project Amount: \$50,000,000 appropriated for SFY 2021-2022

Project Identification Number: 152-H

Treasury Sub-Category: 5.6, Clean Water: Stormwater

Proviso Language SFY 2021-2022: The nonrecurring sum of \$50,000,000 from the General Revenue Fund is appropriated to the Department of Environmental Protection in Fixed Capital Outlay for distribution to beach and inlet management projects, consistent with any component of the comprehensive long-term management plan, developed in accordance with section 161.161, Florida Statutes. Funds may be used in accordance with section 161.101, Florida Statutes, for projects on annual ranked lists, storm repair projects, or projects on lands managed by the state. Up to one percent of the funds provided may be used for contractual services and administration needed to support department management initiatives.

Overview: The Florida Department of Environmental Protection's Beaches Programs, within the Office of Resilience and Coastal Protection, have the primary mission of protecting, restoring and managing Florida's coastal systems. The 825 miles of sandy coastline fronting the Atlantic Ocean, the Gulf of Mexico or the Straits of Florida are one of Florida's most valuable natural resources. Florida's beaches are deserving of this status because they serve several important functions; they are all vital to maintaining the health of Florida's economy and environment.

The Beach Management Funding Assistance Program (BMFAP) works in concert with local sponsors to achieve the protection, preservation, restoration and nourishment of the sandy beaches located on the Atlantic Ocean, Gulf of Mexico and Straits of Florida, and for the management of inlets to replicate the natural drift of sand interrupted by improved, modified or altered inlets. This project begins with the designation of sandy shoreline as being critically eroded, the development of the Strategic Beach Management Plan and Inlet Management Plan, and funding assistance to restore and maintain the shoreline in accordance with Florida law and adopted management plans.

The Department currently designates 422.7 miles of sandy shoreline as critically eroded, but only 253.1 miles, or 60%, of this shoreline has been restored and maintained. Project funding requests received through DEP's annual Local Government Funding Request are evaluated and ranked based on authority in sections 161.101 and 161.143, F.S., and the procedures outlined in Chapter 62B-36, Florida Administrative Code. The annual prioritized list of beach and inlet management projects does not extensively fulfill DEP's implementation of the comprehensive, long-term, statewide beach management plan for erosion control, beach preservation, restoration, nourishment, and storm protection/repair for the critically eroded shoreline in Florida.

The Program will provide funding for beach and inlet management projects along shorelines that have been designated as critically eroded by the department and have management strategies that are consistent with the Strategic Beach Management Plan.



Additionally, beach and dune shorelines that have experienced hurricane and storm damage during the previous three years would be eligible for funds if the repair and management strategies are consistent with DEP’s hurricane assessment reports.

Healthy beaches protect public infrastructure and private upland development, provide critical habitat for many endangered and threatened species, and secure recreational and economic interest along the state’s sandy shoreline. As a result of the record amount of funding made available, the Department will be able to accomplish more projects and protect and restore more shorelines post-pandemic than in previous years.

Timeline: Projects are in the process of being evaluated in accordance with DEP’s aforementioned processes. Once the list is finalized, these awards will be made via a grant agreement and all projects will be executed and completed in accordance with the federal rule.

Primary Delivery Mechanisms and Partners, if applicable: Grants will be awarded to eligible local governments as well as contracts to update and implement the comprehensive, long-term statewide beach management plan.

Website: <https://floridadep.gov/rcp/beaches-funding-program>

Intended Outcomes: To protect, preserve, restore, and nourish beaches fronting the Atlantic Ocean, Gulf of Mexico and Straits of Florida threatened by storms, which are anticipated to become worse due to rising seas and climate change. To manage inlets to replicate the natural drift of sand interrupted by improved, modified, or altered inlets. To provide economic benefit to local communities. To create jobs for Floridians.

Performance Measures: To date, the following high-level performance measure has been identified:

Treasury Category	Treasury Category Name	Program Name	Measure	Actual SFY 2022-2023
5.6	Clean Water: Stormwater	Beach Management Funding Assistance Program	Linear miles of restored beaches of these targeted projects	.7578 linear miles

Promoting Equitable Outcomes: Some projects within this initiative will include traditionally underserved communities by being implemented in those communities with higher-than-average poverty levels relative to Florida as a whole. These communities will benefit economically not only during the duration of the project, but they will sustain longer-term economic resiliency.

Every dollar spent on beach restoration brings back a positive return on investment of 5:4 (Economic Demographic Research report, 2015; <https://floridadep.gov/rcp/beaches-funding-program/content/beaches-funding-audits>). However, data on equitable outcomes will not be collected or reported.

Community Engagement: Grants are made to local governments who are the best sources for identifying and prioritizing local needs.



Project Name: Inland Protection Trust Fund - Petroleum Tank Cleanup

Project Amount: \$50,000,000 appropriated for SFY 2021-2022

Project Identification Number: 152-I

Treasury Sub-Category: 5.18, Water and Sewer: Other

Proviso Language SFY 2021-2022: The Chief Financial Officer shall transfer \$50,000,000 from the General Revenue Fund to the Inland Protection Trust Fund in the Department of Environmental Protection to offset revenue losses associated with the COVID-19 pandemic. The nonrecurring sum of \$50,000,000 is appropriated to the department in Fixed Capital Outlay for Petroleum Tanks Cleanup.

Overview: This project is part of a larger group of initiatives for the cleanup of contaminated sites. The priority of cleanup of the contaminated sites is based upon a site's potential threat to human health, public welfare, and the environment. Each site is scored by determining the relative threat the contamination (discharge) poses to potential receptors including public and private drinking water wells. Cleanup and redevelopment of these sites will ensure Florida's new businesses and growing communities can safely develop and our economy can continue to grow.

The Petroleum Restoration Program (Program) encompasses the technical oversight, management, and administrative activities necessary to prioritize, assess and cleanup sites contaminated by discharges of petroleum and petroleum products from stationary petroleum storage systems. These sites include those determined eligible for state-funded cleanup using qualified contractors selected through competitive procurement or recommended by the property owner or responsible party and state lead contractors under direct contract with the department, as well as non-program or voluntary cleanup sites funded by responsible parties.

Due to the pandemic's impacts, the Program experienced a decline in revenue to the Inland Protection Trust Fund, which is the source of the majority of the state's petroleum restoration funding. On September 23, 2020, the Program paused future funding obligations and prioritized very limited phases of work. As a result, this greatly reduced the amount of work contractors received. Throughout the pandemic, DEP worked closely with the Governor's Office and legislative budget offices to evaluate revenues and financial obligations. As it evolved, the Program opened additional phases of work. After 16 months, the Program was ultimately able to lower the score back to the pre-pandemic funding level and allow funding for sites scored 11 or higher. The site priority score is used to establish a site's place in line for cleanup. The SFRF funding will be used to increase the number of petroleum contaminated sites being addressed for cleanup utilizing qualified contractors by lowering the site priority score for funding.



Timeline: Funding towards projects began in December 2022 as individual project amounts were identified. The Department anticipates fully expending the funds by July 1, 2026.

Primary Delivery Mechanisms and Partners, if applicable: Funding will be provided for contractual services to complete cleanup activities. A list of Qualified Contractors selected through a competitive procurement process that are utilized to assess and remediate petroleum discharges under the Department's Agency Term Contracts is available on the Program's website at <https://floridadep.gov/waste/petroleum-restoration/content/agency-term-contracts-atc>.

Website: <https://floridadep.gov/waste/petroleum-restoration>

Intended Outcomes: To assess and clean-up sites contaminated by discharges of petroleum which can facilitate redevelopment. To create jobs for Floridians by funding additional sites that are currently inactive.

Performance Measures: Key performance indicators will include the total petroleum contaminated discharges (discharges) funded under the grant to date, current discharges funded under the grant, total funds obligated under the grant to date, total funds paid under the grant to date, the current cleanup phase of each discharge funded under the grant and the status of completion for each purchase order issued under the grant.

Promoting Equitable Outcomes: As part of the competitive procurement process that determines the qualified Agency Term Contractors, minority, women, and veteran business were encouraged to contribute to the solicitation. As a result, five businesses are categorized as minority vendors and have been awarded a contract under the solicitation.

Some work within this project will include traditionally underserved communities by being implemented in those communities with higher-than-average poverty levels relative to Florida as a whole. These communities will benefit economically, not only during the duration of the project but they will sustain longer-term economic resiliency. However, data on equitable outcomes will not be collected or reported.

Community Engagement: The Program's website includes publicly available information related to the Petroleum Restoration Program's progress and financial information. Resources include a monthly dashboard which is a tool used to define the programs metrics. In addition, the dashboard tracks goals on the restoration of contaminated discharges at petroleum facilities to provide the best value for taxpayers. The website also includes a DEP Information Portal that allows the public to search and retrieve information and documents related to facilities or properties, as well as, database reports, announcement page, newsletters, contamination locator map tool, and standard operating procedures.



Project Name: Florida National Guard Armories – Immokalee and Zephyrhills

Project Amount: \$50,000,000 appropriated for SFY 2021-2022

Project Identification Number: 152-J

Treasury Sub-Category: 1.14, Other Public Health Services

Proviso Language SFY 2021-2022: The nonrecurring sum of \$50,000,000 is appropriated from the General Revenue Fund to the Department of Military Affairs in Fixed Capital Outlay to construct new readiness centers in Immokalee and Zephyrhills. Of the funds appropriated, \$25,000,000 shall be used for construction of the 2/54th Security Forces Assistance Brigade Readiness Center in Immokalee, and \$25,000,000 shall be used for construction of a Multi-Unit Readiness Center in Zephyrhills.

Overview: As Florida’s population continues to grow and emergency response needs become more frequent, it is essential to continue to grow the number of service members available for response. The increased funding comes after the Florida National Guard (FLNG) tested the limits of its operational capacity last year. Speaking to lawmakers in January, Adjutant General, Major General James Eifert warned that troops were in short supply and high demand amid a flurry of COVID-19 pandemic missions, stateside mobilizations and deployments around the globe. With 12,000 soldiers and airmen in its ranks, the FLNG ranks second to last when comparing troop numbers to state population despite serving the fourth most disaster-prone state. Florida’s population has long outgrown the Florida National Guard’s ranks for decades.

In order to recruit approximately 450 new service members, the *Florida Leads* budget included SFRF funding to build two new Florida National Guard armories in Immokalee and Zephyrhills. The National Guard Readiness Center includes the following items that are integral to the facility: General Purpose Training Bay, Unheated Storage Building, Controlled Waste Facility, Flammable Materials Facility, Backup/Emergency Generator, Rigid Pavement Military Parking, Sustainability/Energy Measures, and Enhanced Antiterrorism/Force Protection Measures. This facility will be designed to meet Industry Standards as well as all local, State, and Federal building codes and as per Public Law 42 U.S. Code 4154. Construction will include all utility services, information systems, fire detection and alarm systems, roads, walks, curbs, gutters, storm drainage, parking areas and site improvements. Facilities will be designed to a minimum life of 50 years in accordance with DoD's Unified Facilities Code (UFC 1-200-02) including energy efficiencies, building envelope and integrated building systems performance as per ASA (IE&E) Sustainable Design and Development Policy Updated 2017. Access for individuals with disabilities will be provided. Antiterrorism measures in accordance with the DoD Minimum Antiterrorism for building standards will be provided.

Timeline:

Immokalee Timeline / Milestones

Date	Milestone Title	Description or Activity
2/22/22	Design Contract Executed	Design contract with MRI fully executed



3/2/22	Design Kickoff Meeting	MRI started design documents, plans, assessments, and surveys
6/10/22	Draft Conceptual Plans received	Draft plans rec'd and under review; comments on floor plans due to MRI 6/24/22; awaiting remaining surveys and documents
6/24/22	Consolidated Comments on Draft Conceptual Plans returned to MRI	MRI to review comments and incorporate into final conceptual plans
8/1/22	Advertise for CM	CM selection takes approximately 60-70 days from advertisement to start negotiations or receive initial Pre-Construction GMP
8/31/22	Conceptual design documents reviewed and ready for NGB submission	MRI to start Preliminary Design
10/15/22	Start CM negotiations	Draft preliminary plans to CM for Pre-Construction GMP
10/31/22	Preliminary design documents reviewed and ready for NGB submission	MRI to start Final Design Documents
12/31/22	Final design documents	
2/1/23	Bid documents for CM to bid out	
3/15/23	GMP from CM	
4/30/23	Start construction	Construction duration 15 months to final
7/31/24	Construction complete	

Zephyrhills Timeline / Milestones

Date	Milestone Title	Description or Activity
3/2/22	Requested Phase 2 ESA from MRI	
3/16/22	Proposal received and accepted	
4/12/22	Task order for Phase 2 ESA executed	
5/23/22	Phase 2 ESA SASMP rec'd	



6/1/22	SASMP accepted and approved	
6/21/22	Site assessment begins	final groundwater analysis takes 3 weeks
7/8/22	Final groundwater report	
7/22/22	Final report	Once the final report is issued, MRI needs 3 weeks to submit proposal for Type A Services only.
8/15/22	Receive Proposal for Type A Services	
9/15/22	Execute Type A Services	
1/1/23	Advertise for CM	CM selection takes approximately 60-70 days from advertisement to start negotiations or receive initial Pre-Construction GMP
1/1/23	Request Proposal for Type B Services	
2/1/23	Execute Type B Services	Design time would be shorter using Immokalee Proto-type, could move right to 65% for additional sf authorization moving into 95% and final right after, anticipating 6 months
3/15/23	Start CM Negotiations	
3/15/23	Preliminary design documents for CM GMP	
5/15/23	final design documents	
7/15/23	Bid documents for CM to bid out	
9/1/23	GMP from CM	
10/15/23	Start construction	Construction duration 15 months to final
1/1/25	Construction complete	

Primary Delivery Mechanisms and Partners, if applicable: Construction will be contracted to multiple qualified vendors.

Website: There is currently no website for this specific initiative. The Department of Military Affairs website is here: <https://dma.myflorida.com>.

Intended Outcomes: To provide capacity to recruit 450 new services members so that the Florida National Guard can more effectively respond to emergencies including future pandemics. To create jobs for Floridians. To provide ongoing economic benefit to Immokalee and Zephyrhills.



Performance Measures: Documentation of all project-specific data will include photographs of construction progression and materials on site, invoices from contractor providing service, payment proof made by Contractors, signed certificate of project completion by Contractor, project summaries, and monthly progress reports. Contractors and state project managers will ensure that all work is performed covered under required insurance.

Promoting Equitable Outcomes: As part of the procurement process, this initiative includes historically underrepresented minority businesses.

Additionally, by expanding the state's ability to effectively respond to emergencies, the disproportionate impact on disadvantaged communities and populations can be mitigated. Both selected locations have higher than average poverty levels relative to Florida as a whole (per US Census Bureau Immokalee has 37.3% persons living in poverty and Zephyrhills has 18.2%, Florida is 12.7%) and will benefit significantly from the ongoing economic benefit that the armories will bring. However, data on equitable outcomes will not be collected or reported.

Community Engagement: The locations were identified by the Florida Legislature whose elected members have ongoing interaction with their constituents regarding needs of their individual communities. The Florida National Guard remains very active in the communities that their Readiness Centers are located. Traditionally, soldiers participate in community activities and events as requested. Additionally, recruiters assigned to the communities provide mentoring and guidance to the youth in the area.



Project Name: Florida Job Growth Grant Fund

**Project Amount: \$50,000,000 appropriated for SFY 2021-2022
\$50,000,000 appropriated for SFY 2022-2023
\$100,000,000 Total**

Project Identification Number: 152-K, 197-N

Treasury Sub-Categories Breakdown:

2.10	Assistance to Unemployed or Underemployed Workers	\$50,000,000
2.37	Economic Impact Assistance: Other	\$50,000,000
Total		\$100,000,000

Proviso Language SFY 2021-2022 and SFY 2022-2023: The nonrecurring sum of \$50,000,000 is appropriated from the General Revenue Fund to the Department of Economic Opportunity for the Florida Job Growth Grant Fund pursuant to section 288.101, Florida Statutes.

Overview: As Florida is now well on its way to full economic recovery from the pandemic, it is more important than ever to maintain targeted investments in programs that support the creation of good jobs for Floridians. The *Florida Leads* budget provided \$50 million in SFRF funds for the Job Growth Grant Fund to support local infrastructure and job training projects targeted towards economic recovery and development. This funding will be used to support local infrastructure and job training projects targeted towards economic recovery and development. For SFY 2022-2023, the *Freedom First* Budget provided an additional \$50 million for the Job Growth Grant Fund.

The Florida Job Growth Grant Fund is an economic development program designed to promote public infrastructure and workforce training across the state. Proposals are reviewed by the Florida Department of Economic Opportunity and chosen by the Governor to meet the demand for workforce or infrastructure needs in the community they are awarded to.

Infrastructure projects and workforce training are vital to the state's economic growth and resiliency. These new funds will help Florida communities ensure they are resilient, prepared for all economic possibilities, and achieve their economic goals. Grants will support growth and employment in Florida and will provide Floridians with transferable, sustainable workforce skills applicable to more than a single employer.

DEO will provide funding for projects that focus on rapidly developing a highly skilled workforce and on infrastructure initiatives that attract businesses, create jobs, and promote economic growth.

Timeline: DEO will continue to accept proposals until all funds have been awarded.

Primary Delivery Mechanisms and Partners, if applicable: Delivery Mechanisms will be grants to successful applicants.



Website: <https://floridajobs.org/jobgrowth>

Intended Outcomes: To develop a highly skilled workforce. To attract businesses. To promote economic growth. To create jobs for Floridians.

Performance Measures: Each subrecipient enters into a performance-based contract with DEO that has financial clawbacks if performance measures are not met. Infrastructure projects outline the number of jobs to be created and the amount of capital investment expected; whereas workforce projects state the number of individuals to be trained or other metrics as appropriate.

Mandatory performance measures for the Job Training project (Assistance to Unemployed or Underemployed Workers - EC 2.10) include the following:

- Number of workers enrolled in sectoral job training programs
- Number of workers completing sectoral job training programs
- Number of people participating in summer youth employment programs

Performance data from previous fiscal years may be used as a baseline to evaluate performance outcomes going forward. Below are the job training performance measures by occupational group:

Occupation Group	SFY 2021-2022			SFY 2022-2023		
	In Training	Completed Training	Summer Youth Employment Training	In Training	Completed Training	Summer Youth Employment Training
11-0000 Management Occupations	440	315	48	491	331	67
13-0000 Business and Financial Operations Occupations	215	159	73	191	125	82
15-0000 Computer and Mathematical Occupations	941	645	82	1,195	839	78
17-0000 Architecture and Engineering Occupations	116	91	9	94	64	10
19-0000 Life, Physical, and Social Science Occupations	5	2	6	7	7	5
21-0000 Community and Social Services Occupations	77	49	33	73	62	46
23-0000 Legal Occupations	41	26	1	29	17	7
25-0000 Education, Training, and Library Occupations	25	23	72	47	23	112
27-0000 Arts, Design, Entertainment, Sports, and Media Occupations	63	47	48	65	42	35
29-0000 Healthcare Practitioners and Technical Occupations	2,811	1,440	23	2,541	1,431	33
31-0000 Healthcare Support Occupations	1,090	803	69	771	604	69
33-0000 Protective Service Occupations	32	19	7	66	42	23
35-0000 Food Preparation and Serving Related Occupations	562	537	79	104	81	90
37-0000 Building and Grounds Cleaning and Maintenance Occupations	46	45	70	10	8	62
39-0000 Personal Care and Service Occupations	47	26	161	44	36	109
41-0000 Sales and Related Occupations	29	26	63	51	47	82
43-0000 Office and Administrative Support Occupations	508	411	484	359	277	522
47-0000 Construction and Extraction Occupations	853	356	70	899	569	106
49-0000 Installation, Maintenance, and Repair Occupations	817	510	46	658	455	78
51-0000 Production Occupations	257	167	43	219	183	64
53-0000 Transportation and Material Moving Occupations	1,236	1,069	51	1,542	1,440	47
55-0000 Military Specific Occupations	1	1				2
45-0000 Farming, Fishing, and Forestry Occupations			3			4
Totals	10,212	6,767	1,541	9,456	6,683	1,733

Promoting Equitable Outcomes: For infrastructure awards within this initiative, some awards will include traditionally underserved communities by being implemented in



those communities with higher-than-average poverty levels relative to Florida as a whole. These communities will benefit economically not only during the duration of the initiative but will sustain longer-term economic resiliency. However, data on equitable outcomes will not be collected or reported.

For job training awards, the program overall benefits underemployed or unemployed individuals. However, data on equitable outcomes will not be collected or reported.

Community Engagement: The Florida Job Growth Grant Fund makes awards to eligible public entities, including units of general local government (including special districts), state colleges, and state technical centers. Public infrastructure awards are based on project proposals from units of general local government (including special districts) that promote infrastructure that leads to job creation in their specific communities. In order to make such proposals, applicants must have significant awareness of that community's needs. Workforce training awards are based on project proposals from state colleges and technical centers that provide training for Florida's in-demand occupations. In order to make such proposals, applicants must have significant awareness of statewide and regional occupational demands, including, as appropriate, through communication and outreach with the business community within the institution's region.

The Department of Economic Opportunity's overarching goals, mission, and principles include collaboration with their partners, assisting the Governor in advancing Florida's economy by championing the state's economic development vision and by administering state and federal programs and initiatives to help citizens, communities, businesses, and visitors. The Department's Division of Strategic Business Development works in coordination with other federal, regional, state, and local entities to foster Florida's economic development, strengthen Florida's business community, support public infrastructure improvement, develop Florida's trained workforce, and provide assistance to Florida's homeowners. These teams consist of a cross-section of statewide, regional, and local community members including representatives from other Florida agencies, state colleges and technical centers, private businesses, community organizations, economic development organizations, local governments, and tourism.



Project Name: C-51 Reservoir - Phase II

Project Amount: \$48,000,000 appropriated for SFY 2021-2022

Project Identification Number: 152-L

Treasury Sub-Category 5.6, Clean Water: Stormwater

Proviso Language SFY 2021-2022: The nonrecurring sum of \$48,000,000 from the General Revenue Fund is appropriated to the Department of Environmental Protection in Fixed Capital Outlay for Phase II of the C-51 Reservoir pursuant to section 373.4598(9), Florida Statutes, a regionally significant alternative water supply project.

Overview: The C-51 Project is a large, regional project located in western Palm Beach County, Florida. The intent of the project is to improve hydrologic conditions for the natural areas to the east of the site including improving the beneficial flows to the Loxahatchee River, while reducing the impact of harmful stormwater surges to the Lake Worth Lagoon, providing for a more resilient ecosystem in the future. This is an important element to the Department of Environmental Protection's efforts to expedite critical Everglades restoration projects, of which more than 8 million residents rely upon for water supply and recreation.

Phase II funds will be used for the construction of a stormwater management system to improve water quality and distribution, which is a critical component of restoration of natural systems in Palm Beach County.

Timeline: Funds are provided for the construction of Phase II Cell 12 of the C-51 Project. This component, when completed will provide 6,100-acre feet of storage (1.988 billion gallons) in the stormwater management system to be made available for the natural system and reducing harmful discharges to the Lake Worth Lagoon. The estimated time for completion is approximately two years from grant execution. The project has all permits required for construction start.

Primary Delivery Mechanisms and Partners, if applicable: Cost-reimbursement contract with Palm Beach County.

Website: There is no project-specific website; DEP's website is located at <https://floridadep.gov>.

Intended Outcomes: To improve hydrologic conditions for the natural areas to the east of the site. To reduce the impact of harmful stormwater surges to the Lake Worth Lagoon. In addition to the ecological benefits, the grant recipient must identify specific project outcomes. Because project investments are related to stormwater infrastructure, it will promote local employment in construction and related areas (e.g., site inspections, project administration) as well as post-construction facility operation, maintenance, and administration. In turn, these workers buy local goods and services, spurring economic recovery and contributing to long-term economic health.



Performance Measures: To date, the following high-level performance measure has been identified:

Treasury Category	Treasury Category Name	Measure
5.6	Clean water: Stormwater	Million Gallons Stored

Promoting Equitable Outcomes: This project will benefit 8 million residents, including historically underrepresented citizens and businesses, in the Lower East Coast Region of South Florida and in and around Loxahatchee River and Lake Worth Lagoon. However, data on equitable outcomes will not be collected or reported.

Community Engagement: This is a regional project which has had extensive involvement at the local level since 2006.



Project Name: Alternative Water Supply

Project Amount: \$40,000,000 appropriated for SFY 2021-2022

Project Identification Number: 152-M

Treasury Sub-Category 5.8, Clean Water: Water Conservation

Proviso Language SFY 2021-2022: The nonrecurring sum of \$40,000,000 from the General Revenue Fund is appropriated to the Department of Environmental Protection in Fixed Capital Outlay for the water supply and water resource development grant program to help communities plan for and implement conservation, reuse and other water supply and water resource development projects. Priority funding will be given to regional projects in the areas of greatest need and for projects that provide the greatest benefit. The department shall identify and research all viable alternative water supply resources and provide an assessment of funding needs critical to supporting Florida's growing economy.

Overview: The *Florida Leads* budget provided funding for SFY 2021-2022 for the alternative water supply grant to help communities plan for and implement vital conservation, reuse, and other alternative water supply projects. DEP will continue to engage local governments, industry, universities, and water management districts to identify and research all viable alternative water supply sources.

Florida is fortunate to have extensive water resources throughout the state, from its coastal estuaries and oceans, to its rivers, lakes, and springs. These water resources are fundamental to Floridians' quality of life and economic vitality. Many of our water resources are facing water quantity challenges. Because of this, the state and Districts have established robust programs to monitor, assess, and restore those waters. Areas like the Central Florida Water Initiative (the greater Orlando area) and North Florida Regional Water Supply Partnership (Jacksonville to the Suwannee River) have been established to foster regional cooperation between the Department and Districts in the development of Minimum Flows and Minimum Water Levels (MFLs) and Water Supply Plans. These areas of concern regarding water supply are prioritized for funding for Alternative Water Supply (AWS) grants.

The AWS Grant program, and the SFRF funding that will supplement it, supports the ongoing effort to restore Florida's water resources and provide the quantity of water needed now and into the future. The intended use of the AWS Grant program is to assist with water resource development and water supply development projects as defined in s. 373.019, F.S. Eligible projects include indirect and direct potable reuse, surface water use, Lower Floridian aquifer use, transmission and distribution expansions, groundwater recharge, underground storage, and others.

Timeline: Projects have been selected for the initial, prorated funding. These grant agreements are currently under development. The funding is expected to be fully obligated by the end of SFY 2022-2023. The final execution of a grant agreement could cause some projects to be encumbered in SFY 2023-2024.



Primary Delivery Mechanisms and Partners, if applicable: These funds will be issued as grants. Eligible entities will be the five Water Management Districts in Florida, which are considered government entities.

Website: <https://floridadep.gov/water-policy/water-policy/content/alternative-water-supply>

Intended Outcomes: To increase water quantity and quality.

Performance Measures: As part of the project proposal process, prospective grant recipients are required to identify specific project outcomes. These outcomes reflect water quantity benefits and other water quality measures associated with the project proposal. The Department’s primary focus for water quantity benefits include water made available within 2 years of construction in million gallons per day (MGD), water made available when project is completely built out and fully online (MGD), storage capacity created in million gallons (MG), and distribution/transmission capacity (MG). To date, the following high level performance measures have been identified:

Treasury Category	Treasury Category Name	Measure
5.8	Clean Water: Water Conservation	Million Gallons of Water per Day (MGD) Made Available within 2 years of completion

Promoting Equitable Outcomes: Some projects within this initiative will include traditionally underserved communities by being implemented in those communities with higher-than-average poverty levels relative to Florida as a whole. These communities will benefit economically not only during the duration of the initiative but will sustain longer-term economic resiliency.

Projects are selected based on the areas with the most need, including targeted areas in the North Florida Regional Water Supply Partnership (NFRWSP) Area and the Central Florida Water Initiative Area. Projects in the NFRWSP area are designed and intended to help protect the Lower Santa Fe and Ichetucknee River and Springs, which are located in rural areas of Florida and help support the local economies of these communities. Projects in DeSoto County, a Rural Economic Development Initiative (REDI) community within the Southwest Florida Water Management District’s Southern Regional Water Supply Planning area, are designed and intended to help with potable water to previously underserved rural areas and help support the local economies of these communities. While the Districts and applicants anticipate benefits, data on equitable outcomes will not be collected or reported.

Community Engagement: Alternative water supply projects are submitted to the Department from the Water Management Districts. The Water Management Districts approve projects for submittal during regularly scheduled public Governing Board meetings during which the public can comment and provide feedback on proposed projects.

**Project Name: African American Cultural and Historical Grants**

Project Amount: \$30,000,000 appropriated for SFY 2021-2022
\$30,357,299 appropriated for SFY 2022-2023
\$60,357,299 Total

Project Identification Number: 152-N, 197-O

Treasury Sub-Category 6.1. Provision of Government Services

Proviso Language SFY 2021-2022: The nonrecurring sum of \$30,000,000 from the General Revenue Fund is appropriated to the Department of State in Fixed Capital Outlay to conduct an expedited, supplemental grant funding process for capital projects at facilities in Florida that highlight the contributions, culture, or history of African Americans. The Florida Council on Arts and Culture and the Florida Historical Commission shall coordinate to jointly conduct an expedited grant application process using policies and guidelines similar to those approved for the annual cultural and historic grant processes utilized by the department. Priority shall be given to projects that encourage the design or construction of a new facility or the renovation of an existing facility in an area with great cultural significance in which no facility exists; enhance the beauty or aesthetic value of facilities named for significant African Americans; or restore facilities on the National Register of Historic Places. The guidelines shall outline a process for accepting, reviewing, and ranking applications for supplemental or new funding. An eligible project may receive up to \$500,000 or up to \$1,000,000 with 50 percent matching funds from other sources.

Proviso Language SFY 2022-2023: The nonrecurring sum of \$30,357,299 from the General Revenue Fund is appropriated to the Department of State in Fixed Capital Outlay for the African Americans Cultural and Historical Grants rank list published on February 24, 2022. Funds are provided for additional ranked projects after all funding provided under section 152, chapter 2021-36, Laws of Florida, is depleted.

Overview: The funding provided to the Florida Division of Arts and Culture will support an expedited grant process for capital construction projects at facilities in Florida that highlight the contributions, culture, or history of African Americans. Priority will be given to projects that encourage the design or construction of a new facility or the renovation of an existing facility in an area with great cultural significance in which no facility exists; enhance the beauty or aesthetic value of facilities named for significant African Americans; or restore facilities on the National Register of Historic Places.

Timeline:

- Guidelines released: October 10, 2021
- Applications due: November 30, 2021
- Panel meeting: February 22-24, 2022
- Drafting of grant agreements: May 9, 2022
- Anticipated Project Completion: December 31, 2023



Primary Delivery Mechanisms and Partners, if applicable: The DOS will partner with the Florida Council on Arts and Culture and Florida Historical Commission to conduct an expedited grant process. Eligible applicants are public entities governed by a county, municipality, school district, community college, college, university, or an agency of state government, or a non-profit organization.

Website: <https://dos.myflorida.com/aach>

Intended Outcomes: To highlight and preserve African American contributions, culture, and history. To create jobs for Floridians.

Performance Measures: Final performance measures will be developed as the projects are implemented, however, at a high level, output measures will include major deliverables in contracts up to and including the completed capital projects.

Promoting Equitable Outcomes: Preservation is a powerful form of equity. By preserving these places and telling their stories, we can broaden public awareness of the significance of these landmarks and assert the importance of African American history as a vital force in the American cultural landscape.

Additionally, the department is committed to making the knowledge of history, arts and culture accessible to everyone, including persons with disabilities, older adults, culturally and economically underserved populations, and minorities. Organizations seeking support for activities are required to be open and accessible to all members of the public, consistent with all applicable state and federal laws. Organizations shall not discriminate on the basis of sex, race, color, national origin, religion, disability, age, pregnancy, handicap, or marital status.

Some projects within this initiative will include traditionally underserved communities by being implemented in those communities with higher-than-average poverty levels relative to Florida as a whole. These communities will benefit economically not only during the duration of the initiative but will sustain longer-term economic resiliency. However, data on equitable outcomes will not be collected or reported.

Community Engagement: The applicants for these grants must show strong community support and involvement in the form of letters of support, documentation of local protection, and demonstration of need.



Project Name: Florida Tourism Industry Marketing Corporation (VISIT FLORIDA)

Project Amount: \$25,000,000 appropriated for SFY 2021-2022

Project Identification Number: 152-O

Treasury Sub-Category 2.35, Aid to Tourism, Travel, or Hospitality

Proviso Language SFY 2021-2022: The nonrecurring sum of \$25,000,000 is appropriated from the General Revenue Fund to the Department of Economic Opportunity to contract with the Florida Tourism Industry Marketing Corporation to conduct activities that support and fund Florida's tourism industry and its recovery from COVID-19 through promotion and marketing activities, services, functions, and programs.

Overview: As Florida is now well on its way to full economic recovery from the pandemic, it is more important than ever to maintain targeted investments in programs that promote key Florida industries like tourism. The *Florida Leads* budget provides \$75 million for VISIT FLORIDA's marketing programs to continue showcasing that Florida is once again open and safe for tourists from throughout the U.S. and the world. This includes \$50 million in State funds and \$25 million from federal SFRF funds to conduct activities that support and fund Florida's tourism industry and its recovery from COVID-19 through promotion and marketing activities, services, functions, and programs.

VISIT FLORIDA is the state's official tourism marketing corporation and serves as Florida's official source for travel planning to visitors across the globe. VISIT FLORIDA is not a government agency, but rather a not-for-profit corporation created as a public/private partnership by the Florida Legislature in 1996.

Florida's tourism industry was responsible for welcoming 79.8 million visitors in 2020, a decrease from the record 131.4 million visitors in 2019 attributable to the COVID-19 pandemic. Based on the latest economic impact study, Florida visitors contributed \$96.5 billion to Florida's economy and supported over 1.6 million Florida jobs in 2019. According to the Office of Economic and Demographic Research, for every \$1 the state invests in VISIT FLORIDA, \$3.27 in state tax revenue is generated.

Each year, the Florida Legislature appropriates public funding for tourism marketing. VISIT FLORIDA is required to match those public funds dollar-for-dollar, which is done by actively recruiting the state's tourism industry to invest as partners through cooperative advertising campaigns, promotional programs, and many other marketing ventures. Through this public/private partnership, VISIT FLORIDA serves more than 13,000 tourism industry businesses, including major strategic alliance partnerships with Busch Gardens Tampa, Hilton, LEGOLAND Florida Resort, SeaWorld Parks & Resorts Orlando, and Universal Orlando Resort.

VISIT FLORIDA facilitates tourism industry participation in domestic and international travel trade and consumer shows, as well as media missions to the top global visitor markets. VISIT FLORIDA also works closely with travel agents, tour operators, meeting,



and event planners, and is responsible for operating Florida's four Official Welcome Centers.

Timeline: Florida Tourism Industry Marketing Corporation (VISIT FLORIDA) is expected to complete the tourism marketing campaigns by June 30, 2023.

Primary Delivery Mechanisms and Partners, if applicable: There is a wide range of potential partners that will be defined as projects are identified. Delivery mechanisms will primarily be contracts with qualified vendors.

Website: <https://www.visitflorida.org>

Intended Outcomes: To increase tourism in Florida back to pre-pandemic levels. To create jobs for Floridians.

Performance Measures: The following measures will be reported in future annual reports:

- Conduct International media and marketing campaigns: At a minimum, VISIT FLORIDA shall coordinate and deliver one (1) International media and marketing campaign to fulfill the goals stated in Section II, Scope of Work.
- Conduct Domestic Media and marketing campaigns: At a minimum, VISIT FLORIDA must co-ordinate and deliver one (1) Domestic media and marketing campaign to fulfill the goals stated in Section II, Scope of Work.

Promoting Equitable Outcomes: This initiative does not focus specifically on historically underserved, marginalized, or adversely affected groups, but benefits Florida's economy as a whole, which creates jobs for Floridians thereby ultimately benefitting those who are economically disadvantaged.

Community Engagement: The initiative was approved by the Florida Legislature whose elected members have ongoing interaction with their constituents regarding citizen, community, and state needs.



Project Name: Springs Restoration

Project Amount: \$25,000,000 appropriated for SFY 2021-2022

Project Identification Number: 152-P

Treasury Sub-Category 5.2, Clean Water: Centralized Wastewater Collection and Conveyance

Proviso Language SFY 2021-2022: The nonrecurring sum of \$25,000,000 from the General Revenue Fund is appropriated to the Department of Environmental Protection in Fixed Capital Outlay for springs restoration. The funds may be used for land acquisition to protect springs and for capital projects that protect the quality and quantity of water that flow from springs.

Overview: On top of the investment in targeted water quality improvements, the *Florida Leads* budget includes \$25 million in SFRF funds to restore Florida's world-renowned springs. This funding may also be used for land acquisition to protect springsheds and is crucial to supporting homeowners and local communities as they work with the state to achieve nutrient reduction requirements.

Florida is home to more large (first- and second-magnitude) springs than any other state in the nation. Springs are the window into the health of our groundwater. Some springs support entire ecosystems with unique plants and animals. They also flow into rivers dependent on the spring's clean, fresh water. Additionally, Florida's springs offer many recreational opportunities such as swimming, kayaking, and diving; attract visitors from all over the world; and serve as economic drivers for our communities.

Florida's springs face various complex threats, including decreasing spring flows and excessive nutrients. Spring flows decrease because of declining water levels in the groundwater aquifer that sustains them, and excessive nutrients, mainly nitrate, can lead to algal growth and habitat degradation. Florida is committed to investing in nitrate-reducing capital projects (wastewater, stormwater, and nonpoint source pollution control projects) and water-quantity projects to protect and restore springs as well as in conserving and acquiring land in spring recharge zones to prevent nitrate contamination.

Much has been done to date; however, there is more work to be done for springs restoration and long-term protection. All of the Outstanding Florida Springs – historic first-magnitude springs as well as De Leon, Peacock, Poe, Rock, Wekiwa and Gemini – that are impaired lie within areas covered by a basin management action plan (BMAP) that is either adopted or currently being developed. A restoration plan is a comprehensive set of strategies to reduce or eliminate pollutant loadings and restore particular waterbodies to health. However, one significant challenge has been funding for key water quality projects that support these water quality restoration efforts. The Springs Restoration Grant Program, and the SFRF funding that will supplement it, support this ongoing effort to restore Florida's water resources including its springs.



Timeline: Through a public solicitation process conducted in coordination with the state’s water management districts, the Department evaluated project proposals and selected three for federal funding. All projects will be executed and completed in accordance with the federal rule. Encumbrance of 100% of the funding is expected in SFY 2022-2023. The final execution of a grant agreement could cause some projects to be encumbered in SFY 2023-2024.

Primary Delivery Mechanisms and Partners, if applicable: Grants were awarded to eligible entities including water management districts and local governments.

Website: <https://floridadep.gov/Springs>

Intended Outcomes: To protect and restore the quality and quantity of water flowing from Florida’s springs. To support Florida’s tourism by preserving recreational opportunities. To provide economic benefit to local communities. To create jobs for Floridians.

Performance Measures: As part of the project proposal process, prospective grant recipients must identify specific project outcomes. These outcomes reflect nutrient reductions or other improvements in water quality measures associated with the project proposal. The Department evaluates these proposed outcomes in relation to the Department’s overall water quality restoration goals established in its BMAPs or alternative restoration plans.

To date, the following high-level performance measure has been identified:

Treasury Category	Treasury Category Name	Measure	Actual SFY 2022-23
5.2	Clean Water: Centralized Wastewater Collection and Conveyance	Estimated Nitrogen Reduction	9,758 lb/yr

Promoting Equitable Outcomes: Some projects within this initiative will include traditionally underserved communities by being implemented in those communities with higher-than-average poverty levels relative to Florida as a whole. These communities will benefit economically not only during the duration of the project but will sustain longer-term economic resiliency. However, data on equitable outcomes will not be collected or reported.

Community Engagement: The Department works with its Water Management District colleagues to solicit projects for the Springs Restoration Program. In the fall and early winter each year, the Water Management Districts work with the local governments in their jurisdictions to identify potential projects for funding. These project proposals are vetted by the Water Management Districts and presented to their Governing Boards for consideration. In May of each year, the Water Management Districts forward the project proposals they have received to the Department for evaluation. Proposals received from the Water Management Districts are posted on the Department’s website for public comment. A public webinar is also held to discuss and receive public comments on project proposals received.



Project Name: Land Acquisition – Wildlife Corridor

Project Amount: \$300,000,000 appropriated for SFY 2021-2022

Project Identification Number: 152-R

Treasury Sub-Category 6.1. Provision of Government Services

Proviso Language SFY 2021-2022: The nonrecurring sum of \$300,000,000 from the General Revenue Fund is appropriated to the Department of Environmental Protection in Fixed Capital Outlay for the acquisition of lands, in fee simple or using alternatives to fee simple, such as conservation easements, to protect natural and working landscapes. Priority shall be provided to lands that preserve, protect, or enhance wildlife habitats or corridors and linkages or agricultural or rural lands. If requested by the landowner, the Department of Environmental Protection may not restrict a landowner's ability to use, or authorize the use of by third parties, specific parcels of land within a conservation easement purchased through this provision for conservation banking or recipient sites for imperiled species as defined in section 259.105(2)(a)11., Florida Statutes; or wetlands mitigation banking pursuant to chapter 373, Florida Statutes, provided the specific parcels of land include wetland or upland areas that can be enhanced, restored, or created under the conditions of a wetlands mitigation bank permit.

Overview: In June 2021, Governor Ron DeSantis signed Senate Bill 976, The Florida Wildlife Corridor Act (Act). The Act directs the DEP to encourage and promote investments in areas that protect and enhance the Florida Wildlife Corridor. To support these efforts, the *Florida Leads* budget dedicates \$300 million specifically to protect the Florida Wildlife Corridor.

This funding can be used for the acquisition of Florida Wildlife Corridor lands, in fee simple or conservation easements. The Act designates the Florida Wildlife Corridor as an existing physical, geographically defined area comprised of over 18 million acres, of which almost 10 million acres are conservation lands, that was developed through a coordinated effort of the Florida Wildlife Corridor Coalition. The Florida Wildlife Corridor relies on and continues the decades of work by numerous scientists and conservation organizations that recognize landscape-scale conservation approaches, and specifically corridors, as a way to address habitat loss and fragmentation across Florida.

Wildlife corridors enable animals to safely travel in order to find mates, food, and shelter. This mobility results in increased genetic diversity within the species population and ensures a species' resistance to issues such as disease, genetic mutations due to inbreeding, and potential extinction. Human development has resulted in many habitats becoming fragmented, creating blockades such as residential areas, industrial parks, and roads. Wildlife corridors are sections of land that connect two or more wildlife habitats together and allow animals to avoid roads and other developments. Florida's wildlife corridor encompasses about 17 million acres, including almost 10 million acres of conservation lands.



During the pandemic, many of these properties managed for public purposes were initially closed which resulted in a loss in revenue. For example, the loss in park revenue alone is estimated at \$17 to \$18 million. The strategic investments in land acquisition under this initiative are key to the State's long-term economic recovery.

Timeline: Funds are encumbered upon approval of the Governor and Cabinet, sitting as the Board of Trustees (BOT) of the Internal Improvement Trust Fund. Funds are expended once the real estate closing process is completed. While individual project amounts will be identified at a later date, DEP anticipates fully expending the funds by July 1, 2025.

Primary Delivery Mechanisms and Partners, if applicable: The Department works with many partners on land acquisitions which may include private landowners, not-for-profits, and other state agencies. In some instances, these entities may provide matching funds for a project or manage the lands once acquired.

Once acquired, the property will be held in public trust by the State of Florida pursuant to chapters 253 and 259, F.S., and the associated rules, which require state-owned lands to be managed to serve the public interest by protecting and conserving land, air, water, and the state's natural resources, which contribute to the public health, welfare and economy of the state.

Website: <https://floridadep.gov/lands/environmental-services/content/florida-forever>

Intended Outcomes: To protect and enhance the Florida Wildlife Corridor through the acquisition of lands.

Performance Measures: Final performance measures will be developed as the projects are implemented, however, at a high level, output measures will include the number of acres acquired. This will be documented through the legal conveyance of the deeds for the property to the BOT. As of June 30, 2023, 47,214.31 acres have been acquired.

Promoting Equitable Outcomes: This initiative does not focus specifically on historically underserved, marginalized, or adversely affected groups. However, once acquired, the properties will be held in public trust by the State of Florida pursuant to chapters 253 and 259, F.S., and the associated rules, which require state-owned lands to be managed to serve the public interest by protecting and conserving land, air, water, and the state's natural resources, which contribute to the state's public health, welfare, and economy. However, data on equitable outcomes will not be collected or reported.

Community Engagement: Acquisitions must be approved by the Governor and Cabinet (acting as BOT). Proposed acquisitions are approved by the Board at regularly scheduled Cabinet meetings that are publicly noticed, where the public has an opportunity to comment. Additionally, to be eligible for acquisition under the Program, parcels are reviewed and ranked by the Acquisition and Restoration Council (ARC) at public meetings during which the public has an opportunity to engage.



Project Name: New Worlds Reading Initiative

Project Amount: \$125,000,000 appropriated for SFY 2021-2022

Project Identification Number: 152-S

Treasury Sub-Category: 2.25, Addressing Educational Disparities: Academic, Social, and Emotional Services

Proviso Language SFY 2021-2022: The nonrecurring sum of \$125,000,000 from the General Revenue Fund is appropriated to the administrator designated by the Department of Education to implement the provisions relating to the New Worlds Reading Initiative in House Bill 3 and is contingent upon the bill or similar legislation becoming a law.

Overview: The New Worlds Reading Initiative was enacted by the Florida Legislature in 2021 as House Bill 3 (Ch. 2021-193, Laws of Florida) to provide free, high-quality books to eligible K-5 students on a monthly basis until the student is promoted to sixth grade or the parent opts out of the program.

The New Worlds Reading Initiative provides at-home literacy support for elementary school students reading below grade level. Under the initiative, a hardcopy book is delivered monthly to eligible students at no cost. The initiative provides their parents with resources to help improve the student's reading skills and instill a love of reading.

The Department of Education (DOE) designated a state university that meets certain criteria and is registered as an eligible nonprofit scholarship-funding organization to administer the initiative. The University of Florida's Lastinger Center for Learning was selected as the program administrator. The administrator must: work with the Just Read, Florida! Office to curate age-appropriate books encompassing multiple subjects and genres; coordinate book delivery; and develop a suite of digital tools parents may use to help their children improve their reading skills. The administrator may expend eligible tax credit contributions for the purchase and delivery of books and other specified activities that support the initiative and limits the amount of contributions that may be used for administrative expenses to no more than 2 percent of the total received. The administrator must annually report to DOE the dollar amount of eligible contributions received, amount spent on required activities, and the number of students and households served.

School districts must identify eligible students and raise awareness of the initiative. Eligible students are those who have a substantial reading deficiency or are reading below grade level based on progress monitoring or statewide, standardized assessment data. Students remain in the initiative until they are promoted to 6th grade, or their parent opts out. Participating students must be allowed to annually select book topics and genres of interest at the start of each school year. The law requires that books be provided at no cost to families.



Beginning September 30, 2022, and annually thereafter, the DOE must report on its website the number of students participating in the initiative in each school district, the academic growth of participating students based on data provided by school districts, and the fiscal information reported by the administrator.

Based on the most recent statewide, standardized English Language Arts assessment results, it is estimated that, at a minimum, over 417,922 students in kindergarten through grade 5 would be eligible to participate in the initiative.

Timeline:

Action	Timeline
NWRI Grant Award (TAPS 22A174)	December 17, 2021
Monthly Book Review and Approval/Book Distribution	December 31, 2021 – June 1, 2022
Quarterly Report (see attached document)	April 15, 2022
Data Sharing Agreement with UF Lastinger Center	April 18, 2022
NWRI Rule Development/Approval	To State Board for review/approval July 2022
UF Lastinger Center report to FDOE	August 1 of each year. Must include: <ul style="list-style-type: none"> • a list of participating eligible students, disaggregated by district, school, and number of months participating, • copies of all data and reports, including analyses to measure the academic achievement and learning gains, as applicable, of participating student, and • an annual financial report that includes, at a minimum, the dollar amount of eligible contributions received by the administrator for the program, the amount spent on each activity, including administrative expenses as required under s. 1003.485, F.S., and the number of students and households served under the initiative.

Primary Delivery Mechanisms and Partners, if applicable: Besides the selected administrator (University of Florida’s Lastinger Center), school districts are major partners in this initiative, as well as parents and students.

Website: New Worlds - <https://www.newworldsreading.com/fl/en/home.html>
DOE information - <https://www.fldoe.org/academics/standards/just-read-fl/nwri.stml>

Intended Outcomes: To improve reading proficiency and literacy among K-5 students.



Performance Measures: The report provided to the Department by UF Lastinger Center will provide qualitative and quantitative data to measure progress and impact of the program on student achievement. By August 1 each year, the UF Lastinger Center must provide a report that includes the following:

- a list of participating eligible students, disaggregated by district, school, and number of months participating,
- copies of all data and reports, including analyses to measure the academic achievement and learning gains, as applicable, of participating students, and
- an annual financial report that includes, at a minimum, the dollar amount of eligible contributions received by the administrator for the program, the amount spent on each activity, including administrative expenses as required under s. 1003.485, F.S., and the number of students and households served under the initiative.

Additionally, mandatory performance measures for EC 2.25 (Addressing Educational Disparities) require the following data:

- Number of students participating in evidence-based tutoring programs.

District	SFY 21-22 Enrolled Students	SFY 22-23 Enrolled Students
Alachua	2,055	2,530
Baker	392	513
Bay	2,512	3,364
Bradford	247	292
Brevard	4,658	5,986
Broward	12,938	15,503
Calhoun	200	238
Charlotte	872	1,205
Citrus	744	1,208
Clay	2,427	2,840
Collier	2,617	2,399
Columbia	503	905
Dade	15,111	17,668
DeSoto	150	193
Dixie	137	274
Duval	7,994	9,524
Escambia	2,636	2,980
FAMU Lab	7	37
FAU Lab School	36	99
FL School Deaf/Blind	257	26
Flagler	1,151	1,343
Florida Virtual Schools	457	382

District	SFY 21-22 Enrolled Students	SFY 22-23 Enrolled Students
Franklin	76	92
FSU Lab	152	180
Gadsden	234	264
Gilchrist	338	392
Glades	130	131
Gulf	284	270
Hamilton	64	110
Hardee	208	268
Hendry	639	741
Hernando	1,330	1,930
Highlands	605	735
Hillsborough	11,888	13,893
Holmes	380	463
Indian River	747	1,065
Jackson	443	591
Jefferson	21	36
Lafayette	130	302
Lake	2,236	4,570
Lee	9,312	9,441
Leon	2,054	2,610
Levy	557	785
Liberty	114	120



District	SFY 21-22 Enrolled Students	SFY 22-23 Enrolled Students
Madison	170	234
Manatee	2,718	3,227
Marion	2,518	3,578
Martin	1,427	1,365
Monroe	669	714
Nassau	658	1,039
Okaloosa	1,168	1,672
Okeechobee	767	822
Orange	15,863	18,833
Osceola	4,382	5,412
Palm Beach	6,900	8,741
Pasco	4,683	7,194
Pinellas	5,016	6,517
PK Yonge/UF Lab	73	77
Polk	8,753	9,549

District	SFY 21-22 Enrolled Students	SFY 22-23 Enrolled Students
Putnam	753	933
Santa Rosa	1,892	2,423
Sarasota	2,174	2,471
Seminole	3,030	3,573
St. Johns	1,734	2,190
St. Lucie	2,662	3,113
Sumter	386	642
Suwannee	385	511
Taylor	226	359
Union	139	241
Volusia	3,750	4,241
Wakulla	354	487
Walton	630	739
Washington	241	370

Performance Summary

- SFY 2021-2022: 164,164 students enrolled
- SFY 2022-2023: 199,765 students enrolled

Promoting Equitable Outcomes: Children have been disproportionately impacted by the pandemic, especially those who were already part of underserved or marginalized populations. This initiative focuses on all children reading below grade level and strives to make access as easy as possible by delivering books directly to the student. Because the population served has been disproportionately impacted by definition, program performance measures are the same measures for measuring equitable outcomes.

Community Engagement: The Department, school districts, and the Program Administrator will work together to ensure that the program reaches the students and families it is intended to benefit, and to promote the contributions of the community, and ensure ongoing support for the program. The Department will publish information about the initiative and tax credits on its website. Districts will be responsible for identifying eligible students, notifying the parents about the program, and initiating the delivery of books from the Administrator. The Administrator will provide the Department of Education New Worlds Reading Initiative marketing materials to school districts and other partnering nonprofit organizations to assist with public awareness campaigns.



Project Name: Coastal Mapping Services

Project Amount: \$100,000,000 appropriated for SFY 2021-2022

Project Identification Number: 152-T

Treasury Sub-Category 5.6, Clean Water: Stormwater

Proviso Language SFY 2021-2022: The nonrecurring sum of \$100,000,000 from the General Revenue Fund is appropriated to the Department of Environmental Protection in Fixed Capital Outlay to competitively procure high-resolution coastal mapping services to provide seafloor data from the coast (land-margin interface) to the edge of the continental shelf or beyond. The department shall seek matching funds from the National Oceanic and Atmospheric Administration (NOAA) National Ocean Service Office of Coast Survey and other federal programs. The department is authorized to submit amendments for additional federal spending authority based on any matching funds received from NOAA or other federal agencies pursuant to the provisions of chapter 216, Florida Statutes. Up to one percent of the funds provided may be used for administrative costs.

Overview: Florida is fortunate to have 1,350 miles of shoreline and extensive aquatic resources, from its wide sandy beaches to Florida's Coral Reef, to mangrove forests, to seagrass meadows. These coastal and aquatic resources are fundamental to Floridians' quality of life and economic vitality. Many of our coastal resources and communities are facing challenges due to flooding, sea level rise and increasingly severe storm events. The state has established robust programs to manage, assess, plan for and adapt to these challenges.

However, one significant challenge has been the need for a comprehensive statewide dataset of coastal bathymetry to use as the basis for modeling analysis to understand the regional sea level rise scenarios implied by sea level rise projections, active coastal processes and littoral transport affecting shoreline erosion and inlet management, and a variety of aquatic resource management needs. As a basis for managing the state's vulnerable coastlines and assisting coastal communities, the Florida Coastal Mapping Initiative, and the ARP funding that will supplement it, will support this ongoing effort to collect high-resolution seafloor surface elevation data by collecting Light Detection and Ranging (LiDAR) and multibeam sonar bathymetry from the coast (land-margin interface) to the edge of the continental shelf or beyond. The results of LiDAR and multibeam sonar can be displayed as a highly detailed surface model of the seafloor.

The intended use of funds for the Florida Coastal Mapping Initiative is to collect bathymetric data and create derived products that will support efforts for infrastructure, habitat mapping, restoration projects, resource management, emergency response, and coastal resilience and hazard studies that address the effects of sea level rise and flooding on wastewater, drinking water, and stormwater infrastructure.

Additional uses of these data, Return on Investment (ROI), applications and stakeholders are outlined in the DEP/FGS lidar assessment report:



http://publicfiles.dep.state.fl.us/FGS/GIS/LiDAR_Assessment/FL_LiDAR_Assessment_2017.pdf

Timeline: The Department has completed competitive procurement. This project will be completed by the deadline in the federal rule.

Primary Delivery Mechanisms and Partners, if applicable: Competitive solicitation is complete.

Website: There is no website for this specific initiative at this time, but this effort is in support of a multi-partner initiative relating to coastal mapping. The Florida Seafloor Mapping Initiative informational web page is part of the State Geographic Information Office’s hub site. This site currently hosts GIS data related to FSMI for review and download and where vendor’s will be providing updates to the deliverables via a status dashboard, and where final derived products will be hosted and shared publicly.

<https://www.floridagio.gov/pages/fsmi> for more information on this initiative as a whole, visit: <https://www.usgs.gov/centers/spcmssc/science/florida-coastal-mapping-program>

Intended Outcomes: To collect bathymetric data and create derived products that will support planning and design level efforts for infrastructure, habitat mapping, restoration projects, resource management, emergency response, and coastal resiliency and hazard studies that address the effects of sea level rise and flooding on wastewater, drinking water, and stormwater infrastructure.

Performance Measures: Final performance measures will be developed as the projects are implemented, however, at a high level, output measures will include major deliverables in contracts up to and including the completed projects.

To date, the following high-level performance measure has been identified:

Treasury Category	Treasury Category Name	Measure
5.6	Clean Water: Stormwater	Acreage Mapped

Promoting Equitable Outcomes: As part of the procurement process, this initiative includes historically underrepresented minority businesses.

This project will provide information that will be used to help communities throughout Florida develop vulnerability assessments to protect critical assets. This will significantly benefit economically disadvantaged communities who would not otherwise be able to complete this mapping without the state’s assistance. The State Geographic Information Office has shared its intentions to host and publicly share the deliverables via the FGIO hub site. Making this authoritative data discoverable and accessible to a wide range of stakeholders in a variety of usable formats is our number one goal. These data will also be shared to Federal partners such as NOAA Digital Coast and the USGS’ National Map for regional and National use in support of improved decision making for Florida’s residents. However, data on equitable outcomes will not be collected or reported.



Community Engagement: The Department’s Office of Resilience and Coastal Protection will administer this initiative. This Office has regular engagement with coastal communities throughout the state through public meetings, webinars and workshops related to various resilience and sea level rise initiatives. These opportunities will allow the Department to update communities on this initiative. Additionally, the State Geographic Information Office is providing geospatial data technical support and will be hosting the deliverables. The GIO has already begun engaging with Florida, regional and Federal stakeholders, and coordinates with key Federal partners in support of this initiative.



Project Name: Piney Point Reservoir Stabilization

Project Amount: \$100,000,000 appropriated for SFY 2021-2022
\$85,000,000 appropriated for SFY 2023-2024
\$185,000,000 Total

Project Identification Number: 152-U, 234-C

Treasury Sub-Category: 5.6, Clean Water: Stormwater

Proviso Language SFY 2021-2022: The nonrecurring sum of \$100,000,000 from the General Revenue Fund is appropriated to the Department of Environmental Protection in Fixed Capital Outlay for emergency response efforts and to expedite closure of the Piney Point facility, now operated as the Eastport Terminal facility, located in Manatee County, Florida. These funds may be used to address environmental impacts either directly or indirectly related to the emergency response and site closure.

Proviso Language SFY 2023-2024: The nonrecurring sum of \$85,000,000 from the General Revenue Fund is appropriated to the Department of Environmental Protection in Fixed Capital Outlay for continued stabilization, water treatment, and closure at the former Piney Point facility.

Overview: The Piney Point Facility located in Manatee County has a long history of regulatory violations, including failure by its owners and operators of providing adequate financial responsibility for the operation, maintenance, and long-term care of the Facility. Over the past three decades there have been multiple emergencies that have resulted in release of legacy process water to avoid failure of the stack system. Most recently, on March 25, 2021, HRK Holdings, LLC(HRK) discovered increased flow and conductivity measurements in lined seepage drains surrounding the phosphogypsum stack that indicated a potential leak in a reservoir liner. Over the next few days, it reported a potential leak of mixed process water to the Department due to a tear of the liner of one of the reservoirs located on top of the phosphogypsum stack.

Due to the conditions at the site, on March 29, 2021, the Florida Department of Environmental Protection issued an Emergency Final Order directing HRK to take any necessary emergency action to prevent a containment failure of the phosphogypsum stack and catastrophic release of process wastewater and embankment materials. On April 3, 2021, Governor Ron DeSantis issued an Executive Order (No. 21-82) declaring a state of emergency in Hillsborough, Manatee, and Pinellas Counties due to a potential environmental emergency due to the failure and discharges from the phosphogypsum stack at the Piney Point Facility. This most recent emergency resulted in the evacuation of over 300 families from their homes and hundreds of millions of gallons of untreated wastewater that exceeded state water quality standards being discharged into Tampa Bay.



The Facility currently has 489 million gallons of mixed processed water on site and approximately 40 million gallons of available storage capacity to handle rainfall and storm events, where 1 inch of rain can add up to 4.5 million gallons of water across the site's watershed. The condition of the stack system and the failure of its owner and operator to provide adequate financial responsibility make it an imminent threat under section 403.4154, Florida Statutes. Additionally, there are several private drinking water wells within a one-mile radius of the Facility. Therefore, it is necessary for the Site to be stabilized, responsibly managed, and closed.

Timeline: Ongoing – A court-appointed receiver was appointed in Civil Action Case No. 2020-CA-004459-AX, 2020 LANDCO, LLC, v. HRK Holdings, LLC, et al., the Circuit Court of Manatee County, Florida. The receiver is working under a funding agreement with the department and is expected to continue performing services to maintain, manage and close the site as efficiently and expeditiously as possible.

Primary Delivery Mechanisms and Partners, if applicable: These funds will be contracted with Donica Receivership Services LLC.

Website: <https://protectingfloridatogether.gov/PineyPointUpdate>

Intended Outcomes: To minimize potential negative environmental impacts from the Piney Point discharge.

Performance Measures: Performance measures will be developed as the projects are implemented, however, at a high level, output measures will include major deliverables in contracts up to and including the completed projects.

Promoting Equitable Outcomes: This initiative includes traditionally underserved communities because it is focused on a specific clean-up effort that will benefit the immediate and surrounding areas including several communities with higher-than-average poverty levels relative to Florida as a whole. These communities will benefit economically not only during the duration of the initiative, but they will sustain longer-term economic resiliency. In addition, the closure construction phase of this project will be competitively bid and minority, woman, and veteran owned businesses are encouraged to participate. However, data on equitable outcomes will not be collected or reported.

Community Engagement: The Department provides regular updates to the public on the status at the Piney Point site at the website above.



Project Name: Workforce Information System

Project Amount: \$100,000,000 appropriated for SFY 2021-2022
\$150,000,000 appropriated for SFY 2022-2023
(\$10,000,000) reverted in SFY 2022-2023
\$240,000,000 Total

Project Identification Numbers: 152-V, 197-I

Treasury Sub-Category 2.10, Assistance to Unemployed or Underemployed Workers

Proviso Language SFY 2021-2022: The nonrecurring sum of \$100,000,000 from the General Revenue Fund is appropriated to the Department of Economic Opportunity to implement a consumer-first workforce information system as provided in HB 1507 and is contingent upon the bill, or substantially similar legislation, becoming a law. Funds shall be held in reserve. Release of these funds is contingent upon completion and approval of the planning deliverables phase required of the department in Specific Appropriation 2194 of the General Appropriations Act for Fiscal Year 2021-2022. The department is authorized to submit quarterly budget amendments requesting release of these funds pursuant to the provisions of chapter 216, Florida Statutes.

From the funds in Specific Appropriation 2194, \$2,000,000 of nonrecurring funds from the General Revenue Fund is provided to the Department of Economic Opportunity to competitively procure deliverables-based contracted services for the project planning and analysis necessary to implement a consumer-first workforce information system. These funds are contingent upon HB 1507 or similar legislation becoming a law. The department shall coordinate with participating entities for the development of planning deliverables that shall at a minimum include documentation of: (1) new business processes to be supported by the system; (2) identification of common data elements and required data interoperability; (3) the establishment of data governance for shared data across participating entities; and (4) detailed functional and technical requirements needed for both the procurement of the system and any remediation necessary for the integration of current systems. Of these funds, \$1,500,000 shall be held in reserve. The department is authorized to submit quarterly budget amendments requesting release of these funds pursuant to the provisions of chapter 216, Florida Statutes, and based on the department's planned quarterly expenditures. Release is contingent upon approval of a detailed operational work plan and monthly spend plan that identifies all work activities and costs budgeted for Fiscal Year 2021-2022. The department shall provide monthly project status reports to the Executive Office of the Governor's Office of Policy and Budget, the chair of the Senate Appropriations Committee, the chair of the House Appropriations Committee, and the Florida Digital Service. Each status report must include progress made to date for each project milestone, deliverable, and task order, planned and actual completion dates, planned and actual costs incurred, and any current project issues and risks.

Proviso Language SFY 2022-2023: The nonrecurring sum of \$150,000,000 from the General Revenue Fund is appropriated to the Department of Economic Opportunity for



the Consumer-First Workforce Information System project. These funds shall be held in reserve. The department is authorized to submit quarterly budget amendments requesting release of these funds pursuant to the provisions of chapter 216, Florida Statutes, and based on the department's planned quarterly expenditures. Release of these funds is contingent upon the full release of funds provided in section 195 of this act and the approval of a detailed operational work plan and monthly spend plan that identifies all work activities and costs budgeted for Fiscal Year 2022-2023. The department shall provide monthly project status reports to the Executive Office of the Governor's Office of Policy and Budget, the chair of the Senate Committee on Appropriations, and the chair of the House of Representatives Appropriations Committee. Each status report must include progress made to date for each project milestone, deliverable, and task order, planned and actual completion dates, planned and actual costs incurred, and any current project issues and risks.

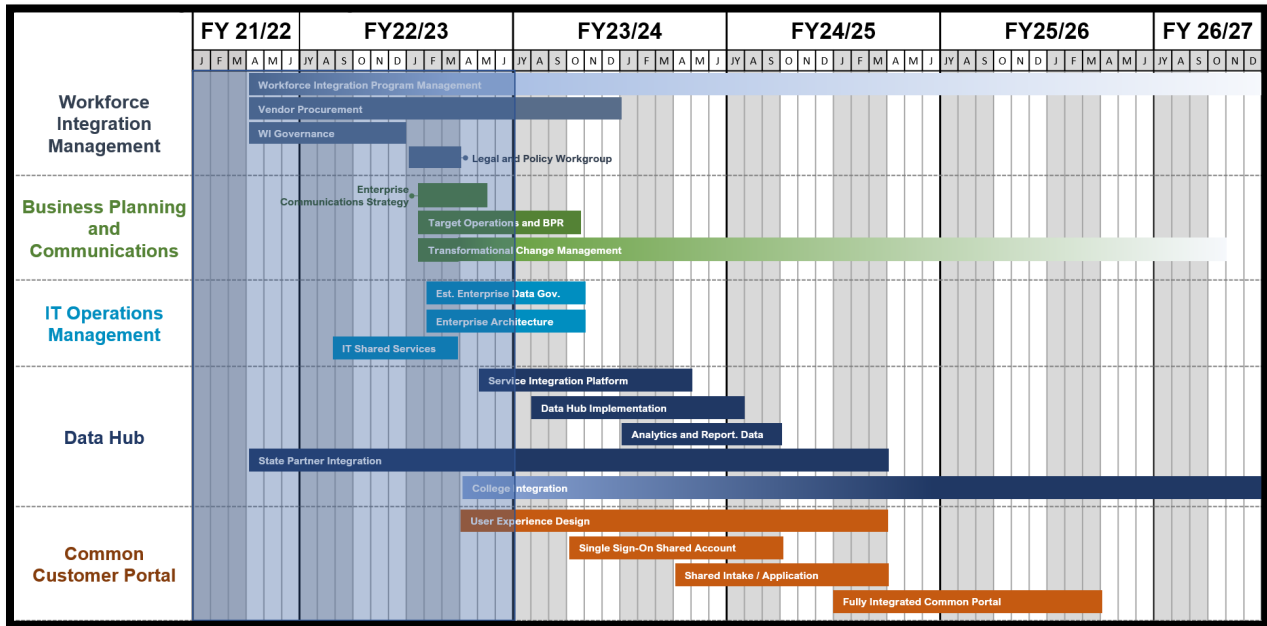
Overview: During the 2021 session, the Florida Legislature passed House Bill 1507 establishing the Reimagining Education and Career Help (REACH) Act that comprehensively overhauled Florida's workforce development system. As part of that legislation, a consumer-first workforce system is authorized.

The goal of REACH is to transform Florida's workforce systems into a unified workforce system which focuses on the consumer. The consumer-first workforce system will improve coordination among the required one-stop partners to efficiently and effectively provide workforce and education programs and services in Florida. It requires an integrated service delivery system that includes common registration and intake for required one-stop partners and support service integration and case management across programs and agencies. The Florida Department of Economic Opportunity is coordinating on this important initiative with other workforce partner agencies, including the REACH Office, the Florida Department of Children and Families, the Florida Department of Education, CareerSource Florida, and Florida Digital Service. DEO must develop training for required one-stop partners on the use of the system and prequalifying individuals for workforce programs. Any contract to implement the consumer-first workforce system, entered into or renewed on or after July 1, 2021, must be performance based.

The REACH Act also requires Florida's workforce agencies to collaborate with business and industry leaders to create a state-approved list of credentials to align training with workforce demands. Job tracks in high-demand fields will be supported by a new Open Door Workforce Grant Program, which received a \$35 million appropriation.

This initiative will result in Floridian's having greater visibility and access to services, regardless of their location. By integrating systems, individuals and case managers will have a better understanding of what services are available and who provides them. The system will streamline the ability to refer individuals to services that are appropriate for them, while minimizing duplicative data entry for the individual.

Timeline: Detailed timelines are below (as of 6/30/2023).



Primary Delivery Mechanisms and Partners, if applicable: The primary delivery system will be contracts with multiple qualified vendors. Collaborative partners include the Department of Economic Opportunity, the REACH Office, Department of Education, Department of Children and Families, Florida Digital Service, and CareerSource Florida.

Website: DEO’s website is available at: <https://www.floridajobs.org/FLWINS>.

Intended Outcomes: To implement a unified workforce system. To ease access to education, employment, and support services for Floridians.

Performance Measures: Final performance measures will be developed as the project is implemented.

Promoting Equitable Outcomes: By promoting self-sufficiency in a more streamlined manner, the system is providing services to Florida’s most economically disadvantaged who are seeking employment. A key goal of this project is to collect data that will allow for outcomes measurement that currently cannot be conducted.

When procuring services, DEO works to ensure that qualified minority businesses are afforded contracting opportunities in accordance with section 287.057, Florida Statutes.

Community Engagement: Local education agencies, technical and state colleges, universities, local workforce development boards, community-based organizations, faith-based organizations, and other organizations that provide services to individuals seeking education, support, and employment services will be engaged as the system is developed. The end result is intended to better coordinate all services available in a community to create a holistic approach to service delivery to promote self-sufficiency.



Project Name: State Emergency Operations Center

Project Amount: \$100,000,000 appropriated for SFY 2021-2022
\$ 80,000,000 appropriated for SFY 2022-2023
\$180,000,000 Total

Project Identification Number: 152-W, 197-L

Treasury Sub-Category: 1.14, Other Public Health Services

Proviso Language SFY 2021-2022: The nonrecurring sum of \$100,000,000 from the General Revenue Fund is appropriated to the Department of Management Services (DMS) in Fixed Capital Outlay for the planning, design, site acquisition, site preparation, permitting, and construction of a new State Emergency Operations Center in Leon County, to be managed by DMS. From these funds, up to \$6,000,000 is provided for planning and design. From the funds provided, \$94,000,000 shall be placed in reserve. Upon completion of the planning and design, DMS is authorized to submit a project plan and budget amendment for the release of funds, pursuant to chapter 216, Florida Statutes. The project plan, at a minimum, shall include: 1) the architectural plans, design, and total square footage of the facility and/or complex; 2) the site location; 3) a detailed breakout of the costs; and 4) a timeline for completion. The project plan and budget amendment for the release of funds must be submitted to the President of the Senate, the Speaker of the House of Representatives, and the Executive Office of the Governor's Office of Policy and Budget. The facility and/or complex, upon completion, shall be included in the Florida Facilities Pool, pursuant to chapter 255, Florida Statutes.

Proviso Language SFY 2022-2023: The nonrecurring sum of \$80,000,000 from the General Revenue Fund is appropriated to the Department of Management Services (DMS) in Fixed Capital Outlay for the construction of a new State Emergency Operations Center in Leon County, to be managed by DMS. These funds shall be placed in reserve. Release of these funds is contingent upon the full release of funds provided in section 195 of this act. Upon completion of the planning and design, DMS is authorized to submit a project plan and budget amendment for the release of funds, pursuant to chapter 216, Florida Statutes. The project plan, at a minimum, shall include: 1) the architectural plans, design, and total square footage of the facility and/or complex; 2) the site location; 3) a detailed breakout of the costs; and 4) a timeline for completion. The project plan and budget amendment for the release of funds must be submitted to the President of the Senate, the Speaker of the House of Representatives, and the Executive Office of the Governor's Office of Policy and Budget. The facility and/or complex, upon completion, shall be included in the Florida Facilities Pool, pursuant to chapter 255, Florida Statutes.

Overview: The Division of Emergency Management (DEM) plans for and responds to both natural and man-made disasters. These range from floods and hurricanes to incidents involving hazardous materials, nuclear power, and public health crises. DEM is the State's liaison with federal and local agencies on emergencies of all kinds. The division prepares and implements a statewide Comprehensive Emergency Management



Plan, and routinely conducts extensive exercises to test state and county emergency response capabilities.

The division maintains a primary State Emergency Operations Center (SEOC) in Tallahassee, which serves as the communications and command center for reporting emergencies and coordinating state response activities. DEM also operates the State Watch Office (SWO), a state emergency communications center staffed 24 hours a day.

DEM was established in the Capital Circle Office Center to support the needs of Florida's 67 counties before, during, and after disasters. However, since the inception of this facility, the functional space needs of DEM have increased drastically. This facility contains 87 floor seats and was designed to accommodate a 240-person occupant load. DEM currently has a need for 140 floor seats and has provisional needs to accommodate 644 persons. The facility was not designed or constructed to withstand wind speeds in excess of 140 mph and is not hardened to resist threats from acts of terrorism.

Florida's ability to respond to a disaster and support municipal and county governments is largely dependent upon the SEOC remaining operational during a disaster. Many events requiring activation do not directly impact Leon County; however, as Hurricane Michael demonstrated in 2018, the area is not immune to the devastating impacts of a Category 5 hurricane and all the damage associated with such a storm in the region. The SEOC is rendered an unsafe and unusable structure in a weather event exceeding Category 3 wind speeds.

A replacement facility is needed to ensure that Florida is prepared to respond to emergencies, recover from them, and mitigate against their impacts for decades to come. The existing facilities are outdated and not reflective of the required emergency standards for the State of Florida. There is no feasible solution to reinforce the existing structures to protect against wind speeds or add space to the existing footprint to accommodate the functional needs, nor is there functional office space available to serve as the SEOC for two years during renovations. The option to renovate is not feasible and will not meet National, State, or local standards/codes or the needs of DEM and its stakeholders.

In 2019, the Florida Legislature appropriated \$1,000,000 for the planning and redesign of the existing SEOC. A spatial analysis was conducted and determined the 288,300 gross square feet with full SEOC buildout for Emergency Support Function (ESF) activities, conference space, and offices for staff is required to meet the Division's spatial and functional needs through the year 2050. The new SEOC is crucial to accommodate functional space to meet personnel numbers, parking, high levels of traffic, infrastructure redundancy for Mechanical, Electrical and Plumbing (MEP) systems, flexible space for multiple occurring events, security, code compliance, blast protection accommodations, and space for future growth.

In 2021, the Florida Legislature appropriated \$100,000,000 of the SFRF funds to DMS for the planning, design, site acquisition, site preparation, permitting, and construction of



a new SEOC in Leon County. DMS is coordinating site and building permitting with the City of Tallahassee. Based on new requirements and increased costs for supplies and services, an additional \$80,000,000 was appropriated in section 197 of the SFY 2022-2023 General Appropriations Act (Chapter 2022-156, L.O.F.).

Timeline:

Date	Activity
Architect's Contract and Design	
9/15/2021	Execute architect's contract for Site Plans and Bldg. Concepts
9/15/2021	Confirm site selection, begin survey, and traffic counts.
11/15/2021	Begin Concurrency discussions with the city.
12/15/2022	Approval of Draft Site Plans and Building Concepts: Start Schematics.
9/25/2022	Submit Concurrency to the City.
6/25/2022	Conceptual Schematics approved.
7/15/2022	Execute balance of A/E contract for design.
10/31/2023	100% Construction Documents for Site/Civil submitted.
11/30/2023	Approval of 100% CDs for the Building.
Construction Manager Selection	
1/11/2022	Advertise for Construction Manager (CM).
7/25/2022	CM under contract for preconstruction services.
Construction	
7/01/2022	Construction funds balance appropriated.
3/15/2023	Site/Civil contract executed: start sitework.
4/30/2024	Contract executed for the building; start construction.
7/01/2025	Funds for furniture, fixtures, and equipment (FFE) to be appropriated.
March 2026	Earliest estimated project completion.
May 2026	Latest estimated project completion with consideration for unforeseen delays.

Primary Delivery Mechanisms and Partners, if applicable: The project will be contracted to multiple qualified vendors.

Website: There is currently no website for this specific initiative. The Division of Emergency Management's website is: <https://www.floridadisaster.org/dem/about-the-division/>.

Intended Outcomes: The outcome will be a consolidated, permanent facility that can be used for all State emergencies and house all needed agencies and private partners together for better coordination of efforts and outcomes. To create jobs for Floridians.

Performance Measures: The design and construction of a facility to withstand 200 mph winds and large enough to co-locate all agencies involved during a Declaration of Emergency in Florida. Final performance measures will be developed as the projects are implemented; however, at a high level, output measures will include major deliverables in contracts up to and including the completed project.



Promoting Equitable Outcomes: As part of the procurement process, this initiative includes historically underrepresented minority businesses.

This project is being implemented in a community (Leon County) with a higher-than-average poverty level relative to Florida as a whole. The county will benefit economically not only during the duration of the initiative but will sustain longer-term economic resiliency. Additionally, by improving the state's ability to effectively respond to emergencies, the disproportionate impact on disadvantaged communities and populations can be mitigated. However, data on equitable outcomes will not be collected or reported.

Community Engagement: DEM has ongoing interaction with Florida's 67 counties before, during, and after disasters, and is acutely aware of what is needed to better serve Florida's communities. All stakeholders, including public agencies and private partners, will work together to provide input on the needs of the new facility.



Project Name: Everglades Restoration

Project Amount: \$58,993,065 appropriated for SFY 2021-2022
\$100,000,000 appropriated for SFY 2022-2023
\$158,993,065 Total

Project Identification Number: 152-X, 197-K

Treasury Sub-Categories Breakdown:

5.6, Clean Water: Stormwater	Lake Okeechobee Watershed Restoration Project	\$100,000,000
5.8, Clean Water: Water Conservation	Lake Hicpochee Restoration	\$58,993,065
Total		\$158,993,065

Proviso Language SFY 2021-2022: The nonrecurring sum of \$58,993,065 from the General Revenue Fund is appropriated to the Department of Environmental Protection in Fixed Capital Outlay for Everglades Restoration, including Comprehensive Everglades Restoration Plan and Restoration Strategies projects.

Proviso Language SFY 2022-2023: The nonrecurring sum of \$100,000,000 from the General Revenue Fund is appropriated to the Department of Environmental Protection in Fixed Capital Outlay for transfer to South Florida Water Management District for the design, engineering, and construction of the specific project components designed to achieve the greatest reductions in harmful discharges to the Caloosahatchee and St. Lucie Estuaries as identified in the Comprehensive Everglades Restoration Plan Lake Okeechobee Watershed Restoration Project Final Integrated Project Implementation Report and Environmental Impact Statement dated August 2020.

Overview: Florida is home to one of the greatest natural treasures in the world: America’s Everglades. Over time, this resource has been impacted by efforts to make south Florida more habitable for the many residents that call it home. In 2000, the Comprehensive Everglades Restoration Plan (CERP) was enacted at both the State and federal levels, which committed significant resources to improve the Central and Southern Florida System for the betterment of the remaining Everglades and Everglades National Park. This is an important element to the Department as it supports the efforts to expedite critical Everglades Restoration projects, of which more than 8 million residents rely upon for water supply and recreation. These funds will be used for the construction of two restoration projects designed to improve water quality and quantity, which is a critical component of Everglades restoration.

Timeline: The projects are within the period of performance prescribed in federal guidance and will be completed and paid out by December 31, 2026.



Primary Delivery Mechanisms and Partners, if applicable: The Everglades Restoration program under Section 373.470, F.S., focuses on providing cost-reimbursement to the South Florida Water Management District for projects such as those associated with the Comprehensive Everglades Restoration Plan and Restoration Strategies.

Website: <https://floridadep.gov/eco-pro/eco-pro/content/everglades-forever-act-efa>

Intended Outcomes: To improve the quantity, quality, timing, and distribution of water being delivered for Everglades restoration on an annual basis.

Performance Measures: Final performance measures will be developed as the projects are implemented; however, this initiative already has some very specific outcome measures. The Department's focus for water quantity is to deliver an annual average of over 2 million acre-feet of water to Everglades National Park and Florida Bay. The water quality goals for the Department are to improve water quality deliveries of no greater than 10 parts per billion of Total Phosphorous annually to Everglades National Park and to identify progress towards meeting the Caloosahatchee River Total Maximum Daily Load. The Department evaluates each of these proposed outcomes in coordination with the SFWMD annually in the South Florida Ecosystems Report and as a part of the Basin Management Action Plan periodic updates. Additionally, the Department works with the Department of the Interior in the drafting of the annual report to congress on the progress of Everglades restoration, the Department's biannual report to congress, and with the United States Army Corps of Engineers in the development of the 5-year report to congress on CERP progress at a high level, output measures will include major deliverables in contracts up to and including the completed projects.

Each project has the same performance measures due to the nature of Everglades restoration projects.

Promoting Equitable Outcomes: As part of the procurement process, this initiative includes historically underrepresented minority businesses. However, data on equitable outcomes will not be collected or reported.

Community Engagement: Interested parties, local communities, and non-profit entities remain engaged with the Department and South Florida Water Management District through various events and water management district governing board meetings which are open to the public.



Project Name: Derelict Vessel Removal and Prevention Program

Project Amount: \$25,000,000 appropriated for SFY 2021-2022
\$11,735,894 appropriated for SFY 2022-2023
\$36,735,894 Total

Project Identification Number: 152-Y, 197-R

Treasury Sub-Category 6.1. Provision of Government Services

Proviso Language SFY 2021-2022: The nonrecurring sum of \$25,000,000 from the General Revenue Fund is appropriated to the Fish and Wildlife Conservation Commission in Fixed Capital Outlay for the Derelict Vessel Removal Program.

Proviso Language SFY 2022-2023: The nonrecurring sum of \$11,735,894 from the General Revenue Fund is appropriated to the Fish and Wildlife Conservation Commission in Fixed Capital Outlay for the Derelict Vessel Removal Program.

Overview: The FWC Derelict Vessel (DV) Removal and Prevention Program was established to assist with the management and prevention of derelict vessels in state waters. Derelict vessels create navigational and safety hazards through obstruction of waterways and have significant environmental impacts due to leaking fuel and fluids and the destruction of seagrass. Through proactive measures and investigations, FWC and local law enforcement officers are authorized to investigate vessels to determine if they are derelict and order the vessel owners to bring them into compliance or remove them from state waters. Identifying and removing derelict vessels can be a complex, lengthy and costly process. The FWC uses funding to achieve results in a number of ways. Sections 327.4107, 705.103, 823.11, F.S., refer to the at-risk vessel and derelict vessel program. The program will execute contracts to facilitate direct removal on the state’s behalf; will create and distribute educational materials designed to prevent derelict vessels; and is in the process of creating a vessel turn-in program for at-risk vessel owners who wish to preemptively divest themselves of vessels at risk of becoming derelict. Owners and responsible parties of DVs are held accountable through criminal and civil action.

Timeline:

- RFP responses due 6/29/22 for evaluation.
- RFP solicitations for the Long-Term Stored Vessel Study, responses due 6/21/22 for evaluation.
- Hiring of additional staff positions for project management currently in progress.
- Training for officers and staff on the DV processes and DV Database are continued each active year.

Primary Delivery Mechanisms and Partners, if applicable: The FWC will contract directly and issue purchase orders with businesses to facilitate removals on the state’s behalf. The Derelict Vessel Removal and Prevention Program will work with statewide partners to implement a new vessel turn-in program, create, and distribute education materials designed to prevent derelict vessels.



Website: <https://myfwc.com/boating/grants-programs/derelict-vessel/>

Intended Outcomes: To increase public safety on Florida's waterways, reduce environmental impacts occurring as a result of derelict vessels and to assure safe access to state waters.

Performance Measures: The following performance measures have been identified:

- FWC Direct Removal Projects - number of vessels removed
- VTIP Program - number of vessels turned in by owners

Promoting Equitable Outcomes: As part of the procurement process, this initiative includes historically underrepresented minority businesses.

Community Engagement: The Derelict Vessel Removal and Prevention Program has strong communication channels with county and municipal governments, Florida water management districts, and inland navigation special taxing districts to assess a community's needs and priorities. The FWC will be engaging directly with the public through educational materials and communications products designed to increase awareness and prevent derelict vessels.



Project Name: Small Community Wastewater Grants

Project Amount: \$25,000,000 appropriated for SFY 2021-2022

Project Identification Number: 152-Z

Treasury Sub-Categories Breakdown:

5.1	Clean Water: Centralized Wastewater Treatment	\$18,000,000
5.2	Clean Water: Centralized Wastewater Collection and Conveyance	\$ 7,000,000
Total		\$25,000,000

Proviso Language SFY 2021-2022: The nonrecurring sum of \$25,000,000 from the General Revenue Fund is appropriated to the Department of Environmental Protection in Fixed Capital Outlay for a small community wastewater grant program to assist local governments with septic to sewer programs and wastewater system upgrades. Grants shall be provided to Rural Areas of Opportunity as defined in section 288.0656, Florida Statutes, and Fiscally Constrained Counties as defined in section 218.67(1), Florida Statutes. The department may not require a local match for such grants.

Overview: The Small Community Wastewater Grant Program will fund projects located in rural areas of opportunity as defined in Section 288.0656, F.S., and fiscally constrained counties as defined in section 218.67(1), F.S. Eligible projects include projects to upgrade wastewater systems and septic to sewer connections.

Timeline: Project proposals for SFY 2021-2022 were accepted by the Florida Department of Environmental Protection in its grant portal from June 2, 2021, through July 15, 2021. The Department completed an evaluation of eligible projects and selected those that provided the greatest benefit in critical areas. Agreements have been executed for the projects selected in SFY 2021-2022. Projects were solicited again from July 5, 2022, through August 15, 2022. The Department anticipates fully obligating all funds in SFY 2023-2024. All projects will be completed by December 31, 2026.

Primary Delivery Mechanisms and Partners, if applicable: Grants will be awarded to eligible small communities (Rural Areas of Opportunity and Fiscally Constrained Counties).

Website: This program has no specific website. See <https://floridadep.gov/wra> for general information about DEP’s Division of Water Resource Assistance.

Intended Outcomes: To improve water quality. To provide economic benefit to local communities. To create jobs for Floridians.

Performance Measures: As part of the project proposal process, prospective grant recipients identified specific project outcomes. These outcomes reflect nutrient reductions or improvements in other water quality measures associated with the project



proposal. The Department evaluated these proposed outcomes in relation to the Department’s overall water quality restoration goals established in its BMAPs or alternative restoration plans but may include other area considerations relevant to selecting projects to benefit small communities.

To date, the following high-level performance measures have been identified:

Treasury Category	Treasury Category Name	Measure
5.1	Clean Water: Centralized Wastewater Treatment	Estimated Total Nitrogen Removal
5.2	Clean Water: Centralized Wastewater Collection and Conveyance	Estimated Total Nitrogen Removal

Promoting Equitable Outcomes: By definition, this initiative is focused on areas of high need: a rural area of opportunity means a rural community, or a region composed of rural communities, designated by the Governor, which has been adversely affected by an extraordinary economic event, severe or chronic distress, or a natural disaster or that presents a unique economic development opportunity of regional impact; a fiscally constrained county is one that is entirely within a rural area of opportunity or a county for which the value of a mill will raise no more than \$5 million in revenue.

These communities will benefit economically not only during the duration of the initiative but will sustain longer-term economic resiliency. However, data on equitable outcomes will not be collected or reported.

Community Engagement: The Department launched an online Water Quality Grant portal to receive project proposals for several water quality related grant programs including the Small Community Wastewater Grant Program. This portal was announced to the public via press releases, social media and direct communications with local governmental entities and interested participants.



Project Name: Total Maximum Daily Loads

Project Amount: \$20,000,000 appropriated for SFY 2021-2022

Project Identification Number: 152-AA

Treasury Sub-Category 5.6, Clean Water: Stormwater

Proviso Language SFY 2021-2022: The nonrecurring sum of \$20,000,000 from the General Revenue Fund is appropriated to the Department of Environmental Protection in Fixed Capital Outlay to monitor and assess water quality, set scientific water quality restoration goals (Total Maximum Daily Loads (TMDLs)), and accelerate the implementation of the projects and actions set forth in restoration plans, such as Basin Management Action Plans (BMAPs), to address nutrient pollution.

Overview: This project is part of a broader approach for targeted water quality improvements to achieve significant, meaningful, and measurable nutrient reductions in key waterbodies across the state and to implement the initial recommendations of the Blue-Green Algae Task Force.

A TMDL is a scientific determination of the maximum amount of a given pollutant that a surface water can absorb and still meet the water quality standards that protect human health and aquatic life. Waterbodies that do not meet water quality standards are identified as "impaired" for the pollutants of concern - nutrients, bacteria, mercury, etc. - and TMDLs or alternative restoration plans must be developed, adopted, and implemented for those pollutants to reduce pollutants and clean up the waterbody. TMDLs are adopted by rule for each impaired water for the pollutants of concern. From the TMDL, Basin Management Action Plans (BMAPs) are developed with extensive local stakeholder input.

Funding for the TMDL Program related to implementation of section 403.067, F.S., directs funding to those areas in Florida encompassed by BMAPs or alternative restoration plans adopted by Secretarial Order. Eligible projects include enhanced nutrient-reducing onsite sewage treatment and disposal systems, stormwater management, wastewater treatment facility upgrades, and a variety of water quality best management practices and enhancements. The Department is focused on strategically selecting projects that will further water quality restoration goals on a regional and BMAP level and, for this federal funding, has specifically targeted stormwater runoff in the Indian River Lagoon BMAPs.

Timeline: The Department has utilized BMAPs to identify key stormwater projects to accelerate the restoration and protection of the Indian River Lagoon. Selected projects that meet the federal requirements will be executed and completed within the timeframes of the federal rule.

Primary Delivery Mechanisms and Partners, if applicable: Grants will be awarded to eligible entities, which include governmental and non-profit entities.



Website: <https://floridadep.gov/dear/water-quality-evaluation-tmdl>

Intended Outcomes: As part of the project proposal process, potential grant recipients must identify specific project benefits. These outcomes reflect nutrient reductions, such as total nitrogen reductions in lbs./yr. or improvements in other key water quality metrics. The Department evaluates proposed benefits in relation to the water quality restoration goals established in its BMAPs or alternative restoration plans. Because project investments are related to stormwater infrastructure, they promote local employment in construction and related areas (e.g., site inspections, project administration) as well as post construction facility operation, maintenance, and administration.

Performance Measures: Final performance measures will be developed as the projects are implemented but will reflect nutrient reductions or improvements in other key water quality metrics.

To date, the following high level performance measure has been identified:

Treasury Category	Treasury Category Name	Measure
5.6	Clean Water: Stormwater	Estimated Nitrogen Reduction

Promoting Equitable Outcomes: Some projects within this initiative will include traditionally underserved communities by being implemented in those communities with higher-than-average poverty levels relative to Florida as a whole. These communities will benefit economically not only during the duration of the project but will sustain longer-term economic resiliency. The specific projects are not yet identified, but all will support the Indian River Lagoon basins. However, data on equitable outcomes will not be collected or reported.

Community Engagement: BMAPs are developed with significant local stakeholder input. Additionally, the department publishes annually the Statewide Annual Report to inform Floridians on the status of BMAP projects: floridadep.gov/star. On June 2, 2021, the Department launched an online Water Quality Grant portal to receive project proposals for several water quality related grant programs, including the TMDL Program. The portal was announced to the public via press releases, social media and direct communications with local governmental entities and interested participants.

**Project Name: Enhanced Aviation Support**

Project Amount: \$5,000,000 appropriated for SFY 2021-2022
\$8,400,500 appropriated for SFY 2022-2023
\$13,400,500 Total

Project Identification Number: 152-AB, 197-T

Treasury Sub-Category 6.1. Provision of Government Services

Proviso Language SFY 2021-2022: The nonrecurring sum of \$5,000,000 from the General Revenue Fund is appropriated to the Fish and Wildlife Conservation Commission for the acquisition of three aircraft including funds for fuel and maintenance.

Proviso Language SFY 2022-2023: The nonrecurring sum of \$8,400,500 from the General Revenue Fund is appropriated to the Fish and Wildlife Conservation Commission for the acquisition of aircraft including funds for fuel and maintenance.

Overview: Aviation plays a vital role in the Florida Fish and Wildlife Conservation Commission's (FWC) efforts to enforce conservation and boating laws, is essential for the protection of endangered and threatened species, fish, and wildlife resources, and is often a key lifesaving factor in safeguarding the public using Florida's woods and waters. Aircraft are strategically placed around the state and are instrumental in many of the approximately 1,000 rescues the FWC Division of Law Enforcement performs each year. The primary missions of the FWC Aviation Unit are to conduct search and rescue operations, assist in disaster relief, and increase the efficiency of water and land patrols by acting as an observer and force multiplier for officers in the field. FWC is one of only two governmental entities responsible for responding to an event when human life is endangered due to an accident or mishap at sea. When people are lost in rural areas (e.g., wildlife management areas, federal parks, or state parks), the FWC is the primary entity responsible for responding. The FWC is operating an aging fleet of helicopters and fixed-wing aircraft that need updating to maintain effectiveness.

Timeline: The anticipated timeline is for the procurement and acquisitions of the aircraft and equipment to be obligated by 12/31/2024 and fully expended by 6/30/2026.

Primary Delivery Mechanisms and Partners, if applicable: Invitation to Bid (ITB) and Purchase Orders for purchase of up to 3 aircraft and Law Enforcement equipment modifications for each aircraft (depending on acquisition costs).

Website: <https://myfwc.com/law-enforcement/special-programs/>

Intended Outcomes: With the addition of newer aircraft, the FWC Aviation Section expects to increase the effectiveness for public safety, search and rescue response, and realize a reduction in overall aircraft downtime from maintenance issues, reduced maintenance costs and increased air patrol hours.



Performance Measures:

- Acquisition and receipt of the aircraft purchased.
- Law Enforcement Modifications on each aircraft.
- Monitoring of the flight hours of each aircraft for quarterly reporting.

Promoting Equitable Outcomes: As part of the procurement process, this initiative includes historically underrepresented minority businesses. However, data on equitable outcomes will not be collected or reported.

Community Engagement: FWC Aviation assets are frequently mobilized to serve communities following a natural disaster or mishap at sea, providing much needed assistance to individuals and communities in crisis.



Project Name: Public Education Capital Outlay - K-12

Project Amount: \$210,300,889 appropriated for SFY 2021-2022
\$72,945,244 appropriated for SFY 2022-2023
\$283,246,133 Total

Project Identification Number: 152-AC (1 of 3), 197-B (1 of 3)

Treasury Sub-Category 6.1. Provision of Government Services

Proviso Language SFY 2021-2022: The nonrecurring sum of \$210,300,889 from the General Revenue Fund is appropriated to the Department of Education as Fixed Capital Outlay for the following projects:

- Baker 28,441,721
- Bradford 36,098,899
- Calhoun 19,049,614
- Jackson 35,045,700
- Levy 24,832,326
- Okeechobee 66,832,629

Proviso Language SFY 2022-2023: The nonrecurring sum of \$72,945,244 from the General Revenue Fund is appropriated to the Department of Education as Fixed Capital Outlay for the following projects:

- Baker (HB 3861) 2,721,401
- Bradford (HB 9047) 16,657,226
- Calhoun (HB 9317/Senate Form 2073) 11,161,015
- Jackson 16,798,745
- Levy (HB 9153) 1,496,994
- Okeechobee (HB 4743/Senate Form 2364) 15,609,863
- Jackson County – Hope School Center Renovations (HB 3931) 1,000,000
- Pinellas County Schools – Leadership and Professional Development Center (HB 4669) 5,000,000
- Hernando Career and Technical Center (Senate Form 2159) 2,500,000

Note: The above proviso continues with specific items for Florida College System Projects, and State University System Projects that proviso language is included on those Project Inventories.

Overview: This initiative focuses on six special facility construction projects, two public school projects, and one workforce education project which funds critical infrastructure needs in the following counties: Baker, Bradford, Calhoun, Jackson, Hernando, Levy, Pinellas, and Okeechobee.

The Special Facility Construction Account provides construction funds to school districts that have urgent construction needs but lack sufficient resources and cannot reasonably anticipate sufficient resources within three years in order to fund these construction needs. Typically, small, rural school districts qualify for this funding because their property tax values are too low to fund a new construction project.



A school district must meet the following criteria in order to receive funds from the Special Facility Construction Account:

- The school district, for a minimum of 3 years before submitting the request and for a continuing period necessary to meet its participation requirement, levy the maximum millage against the district's nonexempt assessed property value or shall raise an equivalent amount of revenue from the school capital outlay surtax. Furthermore, the school district shall be required to budget no more than the value of 1 mill per year to the project until the district's participation requirement relating to the local discretionary capital improvement millage or the equivalent. The construction project must be deemed a critical need and must be recommended for funding by the Special Facility Construction Committee.
- The construction project must be recommended in the most recent educational plant survey or survey amendment cooperatively prepared by the district and the department.
- The construction project must appear on the district's approved project priority list in compliance with the rules of the State Board of Education.
- The district must have selected and approved a site for the construction project in compliance with section 1013.36, F.S. and the rules of the State Board of Education.
- The school board must have adopted a list of facilities that do not exceed the norm for net square feet occupancy requirements.
- The total cost per student station of the facility under construction must not exceed the cost per student station, including change order, must not exceed the cost per student station as provided in s. 1013.36(6) unless approved by the Special Facility Construction Committee.
- The school board must sign an agreement that it will advertise for bids within 30 days of receipt of its encumbrance authorization.
- A contract must be signed 90 days after the advertising of bids, unless an additional 90 days has been granted by the Commissioner of Education.
- The amount of revenue from the school capital outlay surtax is satisfied.
- The school district must levy the maximum authorized millage of the Discretionary Capital Outlay Levy against its nonexempt assessed property value or raise an equivalent amount of revenue from the school capital outlay surtax and is required to budget not more than the value of 1.5 mills per year for three years toward the project.
- The school district must have the Department of Education certify the school district's inability to fund the survey recommended construction project over a continuous three-year period using projected capital outlay revenue.
- The district shall have on file with the department an adopted resolution acknowledging its commitment to satisfy its participation requirement, which is equivalent to all unencumbered and future revenue acquired from s. 9(d), Art. XII of the State Constitution, as amended, paragraph (3)(a) of this section, and s. 1011.71(2), in the year of the initial appropriation and for the 2 years immediately following the initial appropriation.



- The district shall have on file with the department an adopted resolution acknowledging its commitment to satisfy its participation requirement, which is equivalent to all unencumbered and future revenue acquired from s. 9(d), Art. XII of the State Constitution, as amended, paragraph (3)(a) of this section, and s. 1011.71(2), in the year of the initial appropriation and for the 2 years immediately following the initial appropriation.
- Phase I plans must be approved by the district school board as being in compliance with the building and life safety codes before June 1 of the year the application is made.

Jackson County Hope School – Funds for the remaining 25% of the total cost of renovations needed at Hope School to allow for expansion of services to additional students. Hope School is a special education school that currently serves 130 students. Space is needed to expand services to serve an additional 60 students. The expansion of services will focus on students with Autism. This will provide a conducive learning environment for more students with special needs and support the new Regional Autism Training Center at Project Endeavor.

Pinellas County Schools Leadership and Professional Development Center – Funds to complete major renovations to build a leadership and professional development center space on property owned by Pinellas County Schools. The Center will provide space for the professional development of all school district employees (teachers, leaders, and support). The school district will also encourage all Pinellas County and surrounding county municipalities and universities/colleges to use their existing joint use agreements with the district to access the building for the development of their employees.

These funds are for increased construction costs related to the Hernando Career and Technical Center. This stand-alone facility will house the expanded career and technical offerings in Hernando County. Accreditation will be sought by the Council of Occupational Education, which gives specific performance measures programs must adhere to in order to be eligible for federal funding.

Timeline: Capital outlay projects are appropriated for 31 months. All funds must be fully obligated by December 31, 2024, and fully expended by December 31, 2026.

Primary Delivery Mechanisms and Partners, if applicable: School districts are critical partners in this initiative. The project will be contracted to multiple qualified vendors.

Website: There is currently no website for this specific initiative. The Department of Education educational facilities website is <https://www.fldoe.org/finance/edual-facilities/>.

Intended Outcomes: To create economic benefit and enhance educational opportunities for the counties involved. To create jobs for Floridians.



Performance Measures: Final performance measures will be developed as the projects are implemented, however, at a high level, output measures will include major deliverables in contracts up to and including the completed projects.

Promoting Equitable Outcomes: As part of the procurement process, this initiative includes historically underrepresented minority businesses.

By definition, eligible districts are those that lack sufficient resources for construction. As noted, these are typically small, rural school districts because their property tax values are too low to fund a new construction. The counties identified are all above Florida's average poverty level of 12.7% - with Bradford being the highest at 21% (per the US Census Bureau). These communities will benefit economically not only during the duration of the initiative but will sustain longer-term economic resiliency. However, data on equitable outcomes will not be collected or reported.

Community Engagement: Projects are requested by individual school districts who are the most knowledgeable of their community's needs. The projects require significant involvement and commitment at the local level over a number of years.



Project Name: Public Education Capital Outlay – Colleges

Project Amount: \$97,355,738 appropriated for SFY 2021-2022
 \$175,818,689 appropriated for SFY 2022-2023
 (\$3,140,000) reverted in SFY 2022-2023
 \$270,034,427 Total

Project Identification Number: 152-AC (2 of 3), 197-B (2 of 3)

Treasury Sub-Category 6.1 Provision of Government Services

Proviso Language SFY 2021-2022 (specific to colleges):

PUBLIC EDUCATION CAPITAL OUTLAY...funds shall be allocated as follows:

Project	Amount
COLLEGE OF CENTRAL FLORIDA	
Gym/Health Science Renovation (Senate Form 1745)	\$7,800,000
COLLEGE OF THE FLORIDA KEYS	
Ren Dive Building, Site 1 (Senate Form 2105)	\$384,026
DAYTONA STATE COLLEGE	
Const Clsrn/Lab/Office, site imp-Deltona	\$3,854,586
FLORIDA GATEWAY COLLEGE	
Olustee Campus Public Safety Facility	\$652,628
Replace Bldgs 8 & 9-Lake City	\$6,148,625
FLORIDA SOUTHWESTERN STATE COLLEGE	
Rem Lee - Bldg K Technology Building Remodel (Senate Form 2104)	\$6,692,157
LAKE SUMTER STATE COLLEGE	
Maintenance & Repair - All (Senate Form 2107)	\$2,350,000
MIAMI DADE COLLEGE	
Rem/ Ren/ New/ Clsrms/ Labs/ Sup Svcs – West	\$1,697,180
PASCO-HERNANDO STATE COLLEGE	
Center for Student Success and Community Engagement (Senate Form 1979) (HB 3237)	\$25,000,000
PENSACOLA STATE COLLEGE	
Baars Classroom Building (Replace Bldg 1)-Main	\$18,794,091
POLK STATE COLLEGE	
Rem/Ren Bldg 4 Class/Lab-Winter Haven	\$16,272,759
SAINT JOHNS RIVER STATE COLLEGE	
Rem/Ren/Add Instructional and Support-Orange Park	\$1,303,521
SANTA FE COLLEGE	
Construct Clsrn, Lab, & Library Bldg-Blount	\$3,000,000
SEMINOLE STATE COLLEGE	
S/LM Building S Science Labs (202) Roof Replacement & Envelope Renovation (Senate Form 1006) (HB 2069)	\$459,622
STATE COLLEGE OF FLORIDA, MANATEE-SARASOTA	
Construct Science & Technology Building, Venice Campus (Senate Form 2110) (HB 2731)	\$2,946,543



Proviso Language SFY 2022-2023 (specific to colleges):
PUBLIC EDUCATION CAPITAL OUTLAY.... funds shall be allocated as follows:

Project	Amount
COLLEGE OF CENTRAL FLORIDA	
Health Science Technology Education Center – Ocala	\$13,646,963
DAYTONA STATE COLLEGE	
Law Enforcement Firearms Training Center at Deland Campus (HB 3271) (Senate Form 1748)	\$6,160,618
EASTERN FLORIDA STATE COLLEGE	
Center for Innovative Technology Education (CITE) (HB 2859) (Senate Form 1363)	\$19,740,000
GULF COAST STATE COLLEGE	
Acquisition of Adjacent Property – Panama City Campus (HB 9101) (Senate Form 2219)	\$3,140,000
Nursing/Hospital Simulation Laboratory Complex (HB 9083) (Senate Form 2220)	\$5,000,000
INDIAN RIVER STATE COLLEGE	
Indiantown Workforce Charter High School (HB 3175) (Senate Form 2143)	\$5,000,000
MIAMI DADE COLLEGE	
Freedom Tower Restoration (HB 4171)(Senate Form 1671)	\$25,000,000
Rem/Ren Fac 14 (Gym) for Justice Center-North	\$5,088,054
NORTHWEST FLORIDA STATE COLLEGE	
Remodel Building 420 Allied Health/Nursing	\$11,000,000
PALM BEACH STATE COLLEGE	
Dental & Medical Services Tech Bldg (Replace Bldg 115 LW) - Loxahatchee Groves	\$25,000,000
PENSACOLA STATE COLLEGE	
Asphalt Improvement/Replacement (HB 2693) (Senate Form 2101)	\$5,578,528
POLK STATE COLLEGE	
Northeast Ridge Phase I (HB 4895) (Senate Form 1457)	\$13,800,000
Remodel/Renovate Building 3 (HB 4893) (Senate Form 1458)	\$16,689,627
SANTA FE COLLEGE	
Renovate/Remodel Building K - Repurpose Academic Space and Correct Deferred Maintenance (Phase 1) (HB 4713)(Senate Form 1460)	\$3,775,899
SEMINOLE STATE COLLEGE	
Building D Renovation (HB 2033) (Senate Form 1055)	\$5,841,111
ST. PETERSBURG COLLEGE	
Deferred Maintenance at Tarpon Springs (HB 2911)(Senate Form 1811)	\$5,000,000
STATE COLLEGE OF FLORIDA, MANATEE-SARASOTA	
Science and Technology Building (HB 2603) (Senate Form 2284)	\$1,091,485
TALLAHASSEE COMMUNITY COLLEGE	
Ren Central Utility Plant/Infrastructure-Main	\$5,266,404

Overview: Funding for these PECO projects will provide critical infrastructure to state colleges to enable those institutions to offer programs that benefit the students by leading to strong workforce credentials and benefit the community by contributing to a prepared, well-educated workforce. Program funds will be used solely for the planning, design, and construction of the identified capital outlay projects.



Timeline: Capital outlay projects are appropriated for 31 months. All funds must be fully obligated by December 31, 2024, and fully expended by the end of December 31, 2026.

Primary Delivery Mechanisms and Partners, if applicable: The project will be contracted to multiple qualified vendors.

Website: There is currently no website for this specific initiative. The Department of Education Office of Fixed Capital Outlay website is: <https://www.fldoe.org/finance/fco/>

Intended Outcomes: To create jobs for Floridians.

Performance Measures: Final performance measures will be developed as the projects are implemented, however, at a high level, output measures will include major deliverables in contracts up to and including the completed projects.

Promoting Equitable Outcomes: As part of the procurement process, this initiative includes historically underrepresented minority businesses.

Some projects within this initiative will include traditionally underserved communities by being implemented in those communities with higher-than-average poverty levels relative to Florida as a whole. These communities will benefit economically not only during the duration of the initiative but will sustain longer-term economic resiliency. However, data on equitable outcomes will not be collected or reported.

Community Engagement: The initiative was approved by the Florida Legislature whose elected members have ongoing interaction with their constituents regarding citizen and community needs.



Project Name: Public Education Capital Outlay – Universities

Project Amount: \$93,590,822 appropriated for SFY 2021-2022
 \$336,606,017 appropriated for SFY 2022-2023
 \$430,196,839 Total

Project Identification Number: 152-AC (3 of 3), 197-B (3 of 3)

Treasury Sub-Category 6.1. Provision of Government Services

Proviso Language SFY 2021-2022 (specific to State Universities):
 PUBLIC EDUCATION CAPITAL OUTLAY..... funds shall be allocated as follows:

Project	Amount
FLORIDA ATLANTIC UNIVERSITY	
AD Henderson University Lab School – STEM Arena & Multipurpose Building	\$17,304,000
FLORIDA GULF COAST UNIVERSITY	
School of Integrated Watershed and Coastal Studies	\$1,388,248
FLORIDA INTERNATIONAL UNIVERSITY	
CASE Building - Remodel & Renovation	\$7,150,000
FLORIDA POLYTECHNIC UNIVERSITY	
Applied Research Center	\$14,868,574
FLORIDA STATE UNIVERSITY	
College of Business	\$30,500,000
UNIVERSITY OF FLORIDA	
Whitney Library for Marine Bioscience	\$16,500,000
UNIVERSITY OF NORTH FLORIDA	
Roy Lassiter Hall Renovations	\$5,880,000

Proviso Language SFY 2022-2023 (specific to State Universities): The nonrecurring sum of \$622,484,963 from the General Revenue Fund is appropriated to the Department of Education as Fixed Capital Outlay for the following projects:

Project	Amount
FLORIDA INTERNATIONAL UNIVERSITY	
Engineering Building Phase II	\$33,500,000
Nursing Sexual Assault Exam Center (HB 4645)	\$500,000
FLORIDA STATE UNIVERSITY	
Critical Electrical Infrastructure at the National High Magnetic Field Laboratory (Senate Form 2466)	\$8,310,017
Health Tallahassee Center (Senate Form 2599)	\$62,500,000
NEW COLLEGE OF FLORIDA	
Hamilton Building - Renovation / Remodel	\$5,215,013
UNIVERSITY OF CENTRAL FLORIDA	
Nursing Building (HB 3841) (Senate Form 2146)	\$29,000,000
UNIVERSITY OF FLORIDA	
Dental Sciences Building - Remodel and Renovation or New Construction (Senate Form 2755)	\$58,300,000
UNIVERSITY OF SOUTH FLORIDA	
Nursing Expansion (HB 2997) (Senate Form 2540)	\$33,000,000
UNIVERSITY OF SOUTH FLORIDA SARASOTA-MANATEE	
Academic STEM Facility (HB 4485)(Senate Form 1309)	\$3,000,000
UNIVERSITY OF WEST FLORIDA	
Critical Fire Alarm Systems Replacements (HB 4305) (Senate Form 2098)	\$1,050,000



Critical Roof Replacements (HB 4879) (Senate Form 2047)	\$5,111,000
Replacements of HVAC Systems and Utility Distribution Systems (HB 4301) (Senate Form 2615)	\$2,335,000

Funds in this section for the University of Florida West Palm Beach Global Center for Technology and Innovation (GCTI) (Senate Form 2715) are provided for the design and construction of educational facilities focused in the areas of engineering, law, business, and other areas involving Financial Technology on a campus to be located in Palm Beach County, Florida. Such uses are contingent upon: (1) the University of Florida receiving one or more donations of land in Palm Beach County comprising of approximately 12 acres; and (2) upon the University of Florida obtaining, within 60 days of the effective date of this law, at least \$100,000,000 in commitments for cash gifts to be used in support of this endeavor and with commitments that such gifts be paid in full on or before July 1, 2027. If the University of Florida Board of Trustees determines that the contingencies are not successfully met, the funds provided in this section for the University of Florida West Palm Beach Global Center for Technology and Innovation (GCTI) (Senate Form 2715) may be used by the University of Florida for the purposes set forth above in a location outside of Palm Beach County deemed appropriate by a majority vote of the University of Florida Board of Trustees.

Overview: The college projects will provide critical infrastructure to state colleges to enable those institutions to offer programs that benefit the students by leading to strong workforce credentials and benefit the community by contributing to a prepared, well-educated workforce

Timeline: Capital outlay projects are appropriated for 31 months. All funds must be fully obligated by December 31, 2024, and fully expended by the end of December 31, 2026.

Primary Delivery Mechanisms and Partners, if applicable: The project will be contracted to multiple qualified vendors.

Website: There is currently no website for this specific initiative. The Department of Education’s Office of Fixed Capital Outlay website is: <https://www.fldoe.org/finance/fco/>

Intended Outcomes: To create jobs for Floridians.

Performance Measures: Final performance measures will be developed as the projects are implemented, however, at a high level, output measures will include major deliverables in contracts up to and including the completed projects.

Promoting Equitable Outcomes: As part of the procurement process, this initiative includes historically underrepresented minority businesses. Some projects within this initiative will include traditionally underserved communities by being implemented in those communities with higher-than-average poverty levels relative to Florida as a whole. These communities will benefit economically not only during the duration of the initiative but will sustain longer-term economic resiliency. However, data on equitable outcomes will not be collected or reported.



Community Engagement: The initiative was approved by the Florida Legislature whose elected members have ongoing interaction with their constituents regarding citizen and community needs.



Project Name: Deferred Building Maintenance Program – Florida College System

Project Amount: \$400,000,000 appropriated for SFY 2022-2023

Project Identification Number: 197-A (1 of 2)

Treasury Sub-Category 6.1. Provision of Government Services

Proviso Language SFY 2022-2023: The nonrecurring sum of \$843,725,327 from the General Revenue Fund is appropriated to the Department of Education to invest in deferred maintenance needs of Florida College System institutions and state universities. Each college shall submit to the State Board of Education, and each university shall submit to the Board of Governors, a list of maintenance, repair, and renovation projects totaling its allocation. Eligible projects include those which improve air quality to reduce the risk of viral and environmental health hazards; correct critical life safety issues; improve water, sewer, utility, parking, or roadway infrastructure; improve energy efficiency; mitigate environmental deficiencies; ensure compliance with the Americans with Disabilities Act; or ensure compliance with building codes. The State Board of Education for colleges, and the Board of Governors for universities, shall provide a consolidated list of projects to the Legislative Budget Commission no later than August 15, 2022, for approval. Upon approval of the project lists, the Department of Education shall submit budget amendments for the release of funds pursuant to chapter 216, Florida Statutes.

Deferred Maintenance - Florida Colleges	Amount
Eastern Florida State College	17,600,701
Broward College	24,040,225
College of Central Florida	7,619,369
Chipola College	8,456,582
Daytona State College	13,372,017
Florida South Western State College	9,983,840
Florida State College at Jacksonville	27,329,608
The College of the Florida Keys	3,890,596
Gulf Coast State College	7,587,741
Hillsborough Community College	17,154,907
Indian River State College	11,476,523
Florida Gateway College	7,035,499
Lake-Sumter State College	5,496,208
State College of Florida, Manatee-Sarasota	8,203,776
Miami Dade College	54,523,633
North Florida College	5,146,172
Northwest Florida State College	7,597,848
Palm Beach State College	18,354,479
Pasco-Hernando State College	9,767,828
Pensacola State College	13,119,986
Polk State College	10,116,568
Saint Johns River State College	5,947,195
Saint Petersburg College	47,576,641
Santa Fe College	10,856,403
Seminole State College of Florida	10,791,939
South Florida State College	6,589,215
Tallahassee Community College	12,793,222
Valencia College	17,571,279



Overview: The COVID-19 pandemic highlighted air quality issues in existing buildings. Additionally, the economic impact of the pandemic delayed investment in maintenance needs related not only to air quality, but critical safety issues, water and sewer issues, environmental deficiencies, and ADA compliance issues. This initiative will address a wide range of critical health and safety needs in buildings to create safe and healthy environments for both staff working in the buildings and citizens visiting the buildings.

Timeline: On September 9, 2022, the Legislative Budget Commission approved a list of individual projects. Timelines are specific to each institution's projects.

Primary Delivery Mechanisms and Partners, if applicable: Projects will be contracted to multiple qualified vendors through the agencies who have projects approved.

Website: There is currently no website for this specific initiative.

Intended Outcomes: To upgrade and modernize state facilities in order to improve the health and safety of Floridians working in and visiting these facilities. To create jobs for Floridians.

Performance Measures: Final performance measures will be developed as the projects are implemented, however, at a high level, output measures will include major deliverables in contracts up to and including the completed projects.

Promoting Equitable Outcomes: As part of the procurement process, this initiative includes historically underrepresented minority businesses.

Some projects within this initiative will include traditionally underserved communities by being implemented in those communities with higher-than-average poverty levels relative to Florida as a whole. These communities will benefit economically not only during the duration of the initiative but will sustain longer-term economic resiliency. However, data on equitable outcomes will not be collected or reported.

Community Engagement: The initiative was approved by the Florida Legislature whose elected members have ongoing interaction with their constituents regarding citizen and community needs.



Project Name: Deferred Building Maintenance Program – State University System

Project Amount: \$443,725,327 appropriated for SFY 2022-2023

Project Identification Number: 197-A (2 of 2)

Treasury Sub-Category 6.1. Provision of Government Services

Proviso Language SFY 2022-2023: The nonrecurring sum of \$843,725,327 from the General Revenue Fund is appropriated to the Department of Education to invest in deferred maintenance needs of Florida College System institutions and state universities. Each college shall submit to the State Board of Education, and each university shall submit to the Board of Governors, a list of maintenance, repair, and renovation projects totaling its allocation. Eligible projects include those which improve air quality to reduce the risk of viral and environmental health hazards; correct critical life safety issues; improve water, sewer, utility, parking, or roadway infrastructure; improve energy efficiency; mitigate environmental deficiencies; ensure compliance with the Americans with Disabilities Act; or ensure compliance with building codes. The State Board of Education for colleges, and the Board of Governors for universities, shall provide a consolidated list of projects to the Legislative Budget Commission no later than August 15, 2022, for approval. Upon approval of the project lists, the Department of Education shall submit budget amendments for the release of funds pursuant to chapter 216, Florida Statutes.

Deferred maintenance - State Universities	Amount
Florida A&M University	\$26,910,864
Florida A&M University & Florida State University College of Engineering	\$855,000
Florida Atlantic University	\$17,847,700
Florida Gulf Coast University	\$5,050,421
Florida International University	\$30,798,655
Florida State University	\$66,187,052
Florida State University, Panama City	\$5,000,000
New College of Florida	\$1,842,737
University of Central Florida	\$32,073,514
University of Florida	\$148,193,060
University of North Florida	\$17,610,555
University of South Florida	\$66,215,400
University of South Florida, St. Petersburg	\$6,571,638
University of West Florida	\$15,370,831
Florida Polytechnic University	\$3,197,900

Overview: The COVID-19 pandemic highlighted air quality issues in existing buildings. Additionally, the economic impact of the pandemic delayed investment in maintenance needs related not only to air quality, but critical safety issues, water and sewer issues, environmental deficiencies, and ADA compliance issues. This initiative will address a



wide range of critical health and safety needs in buildings to create safe and healthy environments for both staff working in the buildings and citizens visiting the buildings.

Timeline: On September 9, 2022, the Legislative Budget Commission approved a list of individual projects. Timelines are specific to each institution's projects.

Primary Delivery Mechanisms and Partners, if applicable: Projects will be contracted to multiple qualified vendors through the agencies who have projects approved.

Website: There is currently no website for this specific initiative.

Intended Outcomes: To upgrade and modernize state facilities in order to improve the health and safety of Floridians working in and visiting these facilities. To create jobs for Floridians.

Performance Measures: Final performance measures will be developed as the projects are implemented, however, at a high level, output measures will include major deliverables in contracts up to and including the completed projects.

Promoting Equitable Outcomes: As part of the procurement process, this initiative includes historically underrepresented minority businesses.

Some projects within this initiative will include traditionally underserved communities by being implemented in those communities with higher-than-average poverty levels relative to Florida as a whole. These communities will benefit economically not only during the duration of the initiative but will sustain longer-term economic resiliency. However, data on equitable outcomes will not be collected or reported.

Community Engagement: The initiative was approved by the Florida Legislature whose elected members have ongoing interaction with their constituents regarding citizen and community needs.

**Project Name: Broadband Opportunity Program**

Project Amount: \$400,000,000 appropriated for SFY 2022-2023
(\$20,000,000) reverted in SFY 2022-2023
\$380,000,000 Total

Project Identification Number: 197-C

Treasury Sub-Category 5.19, Broadband: “Last Mile” projects

Proviso Language SFY 2022-2023: The nonrecurring sum of \$400,000,000 from the General Revenue Fund is appropriated to the Department of Economic Opportunity in Fixed Capital Outlay to expand broadband Internet service to unserved areas of the state. Funds are provided for the Broadband Opportunity Program to award grants for the installation or deployment of infrastructure that supports the provision of broadband Internet service as provided in section 288.9962, Florida Statutes.

Overview: The Florida Office of Broadband (Office) was established in 2021 to administer and act as fiscal agent for the program and to award grants to applicants who seek to expand broadband Internet service to unserved areas in Florida. The Florida Office of Broadband works with local and state government agencies, community organizations, and private businesses to increase the availability and effectiveness of broadband Internet throughout the state, specifically in small and rural communities. Through these partnerships, the Office encourages investment in grant funding opportunities that focus on the expansion of broadband Internet.

Applicants eligible for grant awards include:

- a) Corporations, limited liability companies, general partnerships, and limited partnerships that are organized under the laws of this state or otherwise authorized to transact business in this state.
- b) Political subdivisions.
- c) Indian tribes.

In evaluating grant applications and awarding grants, the Florida Office of Broadband must give priority to applications that:

1. Offer broadband Internet service to important community institutions, including, but not limited to, libraries, educational institutions, public safety facilities, and health care facilities.
2. Facilitate the use of telemedicine and electronic health records.
3. Serve economically distressed areas of this state, as measured by indices of unemployment, poverty, or population loss that are significantly greater than the statewide average.
4. Provide for scalability to transmission speeds of at least 100 megabits per second download and 10 megabits per second upload.
5. Include a component to actively promote the adoption of the newly available broadband Internet service in the community.
6. Provide evidence of strong support for the project from citizens, government, businesses, and institutions in the community.



7. Provide access to broadband Internet service to the greatest number of unserved households and businesses.
8. Leverage greater amounts of funding for a project from private sources; or
9. Demonstrate consistency with the strategic plan adopted under s. 288.9961.

Timeline:

- May 2022- Initiated rulemaking
- August 2022- Conduct statewide rule development workshops; anticipated published notice of proposed rule.
- August 2022- Anticipated release of Broadband Opportunity Program grant plan
- November 30, 2022- Adoption of Rule 73C-50, Florida Administrative Code.
- September 28, 2022- Scoring Criteria posted to Department website.
- November 2, 2022- Application Cycle began and closed on December 9, 2022.
- December 14, 2022- 45-day Challenge Period begins and ends on January 28th, 2023; required under s. 288.9962(6)(c), F.S., Award Recommendations will be provided to the leadership team for review and approval. With recommended awards approved, the Office will begin drafting Project Agreements working closely with the Recipients.
- In February 2023, Governor Ron DeSantis announced the first set of awards through the Broadband Opportunity Grant Program. More than \$144 million was awarded for 58 projects in 41 Florida counties for broadband Internet expansion that impacted nearly 160,000 unserved residential, educational, business, and community locations.
- In April 2023, the Department announced \$22 million for 8 counties and 8 projects through the Broadband Opportunity Program impacting 33,200 unserved residential, educational, business, and community locations.
- In May 2023, the Department announced \$60 million was awarded for 22 projects in 19 counties through the Broadband Opportunity Program impacting 58,000 unserved residential, educational, business, and community locations.
- October 12, 2023 - It is anticipated that all agreements will be executed.
- December 31, 2026 - All projects will be completed and closed out.

Primary Delivery Mechanisms and Partners, if applicable: Grant awards to corporations, limited liability companies, general partnerships, and limited partnerships authorized to transact business in Florida; political subdivisions; and Indian tribes.

Website: www.floridajobs.org/Broadband

Intended Outcomes: To expand broadband Internet service to unserved areas in Florida. With the goal to provide high-speed, reliable, affordable, internet service access to all citizens of Florida, specifically in small and rural communities.

Performance Measures: Final performance measures will be developed as the projects are implemented, however, at a high level, output measures will include major deliverables in contracts up to and including the completed projects. At a minimum, performance measure will include required data elements (e.g., total miles of fiber



deployed, download and upload speeds, number of funded locations, speed tiers offered) for broadband projects pursuant to Treasury's Compliance and Reporting Guidance (<https://home.treasury.gov/system/files/136/SLFRF-Compliance-and-Reporting-Guidance.pdf>).

Promoting Equitable Outcomes: These projects include traditionally underserved communities, including rural communities, by providing access to educational, medical, infrastructure, and workforce development assets and resources. It is anticipated that these investments will provide affected communities with higher workforce participation rates, greater utilization of telemedicine services, and increased access to educational resources to K-12 students in the home. However, data on equitable outcomes will not be collected or reported.

Community Engagement: Community participation is a vital component of the program. To better understand Florida's existing Internet infrastructure, Floridians are being engaged to participate in a survey on the availability and accessibility of broadband Internet. Data collected from the survey will also be used to understand how communities define broadband Internet expansion. All counties participating in the program have been asked to develop Local Technology Planning Teams, which include local stakeholders listed in section 288.9961(4)(b), F.S., to facilitate community and industry engagement in both local planning for prospective grant applications and program rule development. The level of local community engagement documented in applications submitted will be a factor considered by the Department in application reviews.



Project Name: Land Acquisitions - Rural and Family Lands

Project Amount: \$300,000,000 appropriated for SFY 2022-2023

Project Identification Number: 197-D

Treasury Sub-Category 6.1. Provision of Government Services

Proviso Language SFY 2022-2023: The nonrecurring sum of \$300,000,000 from the General Revenue Fund is appropriated to the Department of Agriculture and Consumer Services in Fixed Capital Outlay for the acquisition of lands pursuant to Florida Statutes, in fee simple or using alternatives to fee simple, such as conservation easements, to protect natural and working landscapes. Priority shall be provided to lands that preserve, protect, or enhance wildlife habitats or corridors and linkages or agricultural or rural lands. If requested by the landowner, the Department of Agriculture and Consumer Services may not restrict a landowner's ability to use, or authorize the use of by third parties, specific parcels of land within a conservation easement purchased through this provision for conservation banking or recipient sites for imperiled species as defined in section 259.105(2)(a)11., Florida Statutes; or wetlands mitigation banking pursuant to chapter 373, Florida Statutes, provided the specific parcels of land include wetland or upland areas that can be enhanced, restored, or created under the conditions of a wetlands mitigation bank permit. These funds shall be placed in reserve. After January 1, 2023, the department is authorized to submit budget amendments requesting release of funds pursuant to chapter 216, Florida Statutes. Release is contingent upon the approval of a plan identifying how the department will manage land acquired through fee simple purchases if any.

Overview: The Rural and Family Lands Protection Program, which is administered by the Florida Department of Agriculture and Consumer Services, is an agricultural land preservation program designed to protect important agricultural lands through the acquisition of permanent agricultural land conservation easements. The program is written into Section 570.71, Florida Statutes (F.S) and Chapter 5I-7, Florida Administrative Code (F.A.C.). Projects are reviewed and ranked through a formal process by the Rural and Family Lands Protection Program Selection Committee, presented to the Acquisition and Restoration Council (ARC), and approved by the Governor and Cabinet. Funds are used to pay landowners to enter into perpetual conservation easements for the purpose of preventing the future development of the agricultural or farmland.

The program is designed to meet three needs:

1. Protect valuable agricultural lands.
2. Create easement documents that work together with agricultural production to ensure sustainable agricultural practices and reasonable protection of the environment without interfering with agricultural operations in such a way that could put the continued economic viability of these operations at risk.
3. Protect natural resources, not as the primary purpose, but in conjunction with the economically viable agricultural operations.



Originally created in 2001 with the passage of the Rural and Family Lands Protection Act, the program has successfully acquired conservation easements on nearly 69,000 acres of working agricultural land.

Acquisition delays due to funding and pandemic-related economic impacts have resulted in a backlog that directly correlates to the stability of agricultural sustainability, both locally and nationally. The protection of productive agricultural lands significantly and directly contributes to the state’s economy and national security. Continued investment in the conservation of these critical working lands is key to Florida’s and the nation’s security and to the State’s long-term economic recovery from the impacts of the pandemic. During the 2022 legislative session, \$300 million in SFRF funding was appropriated to the Department of Agriculture and Consumer Services to address the backlog on the program’s approved acquisition list.

The Rural and Family Lands Protection Program recognizes that working agricultural lands are essential to Florida's economic future. Agricultural lands are being increasingly threatened by urban development. To counter this trend, the Rural and Family Lands Protection Program coordinates with farmers and ranchers to ensure sustainable production practices while reasonably protecting natural resources. The program’s conservation easements ultimately provide a two-fold benefit: protecting a viable agricultural sector while providing rural landscapes and open space.

Conservation Easement Purchases	Approx Acres	Administrative Costs	Total
\$285,000,000	84,500	\$15,000,000	\$300,000,000

The acquisition costs are estimated to be between 95 and 97% for the perpetual conservation easement purchase and 3 to 5% in administrative costs to perform due diligence for each acquisition including, but not limited to, significant natural area mapping, baseline documentation reports, appraisals, surveys, title commitments, environmental site assessments and closing fees.

Timeline:

- SFY 2022-23 (January-June 2023) – Begin obligating funds.
- December 2024 – Funds fully obligated.
- December 2026 – All projects completed; funds fully expended.

Each project, previously approved by the Board of Trustees (BOT) as part of an approved project list, must be approved for purchase at a BOT meeting or, after July 1, 2023, by statutory delegated authority. BOT meetings are determined by Governor and Cabinet at the beginning of each year. Cabinet meetings can be cancelled, or additional meeting(s) scheduled. In 2023, BOT meetings were scheduled for January, May, August, October, and December. An additional meeting was held in March 2023. The following steps, which are necessary to legally obtain a conservation easement for approved projects, coincide with each BOT meeting, and after July 1, 2023, in accordance with delegated authority.



- Prepare request for appraisal services.
- Contract for appraisals and conduct appraisal site visit.
- Prepare request for and receive title work.
- Prepare request for Significant Natural Area (SNA) evaluation, attend site visit, and review report.
- Receive appraisals for projects and conduct negotiations.
- Execute option agreement.
- Prepare BOT agenda packet or delegated authority packet.
- Present project for BOT or delegated authority approval.
- Once project is approved, contract for post-closing due diligence (Boundary Survey/ Environmental Site Assessments (ESA)/Baseline Documentation Reports (BDR)).
- Schedule closings for BOT and delegated authority approved projects.
- Expend BOT approved and delegated authority project funds.

Once the 2024 Governor and Cabinet meeting schedule is determined, the Department will follow the same process above until December 2024, when all funds are obligated.

Primary Delivery Mechanisms and Partners, if applicable: Properties on the Rural and Family Lands Protection Program project list are presented to the Acquisition and Restoration Council. They are approved by the Governor and Cabinet sitting as the Board of Trustees, making those projects eligible to receive funding.

The program partners with federal agencies such as USDA-Natural Resource Conservation Service, USDA-US Forest Service, Department of Defense, local government land conservation programs, land trusts, and other conservation partners to bring additional funding to the Program.

Website: <https://www.fdacs.gov/RFLPP>

Intended Outcomes: To conserve productive agricultural lands.

Performance Measures: Final performance measures will be developed as the projects are acquired, however, at a high level, will include the number of acres acquired, program funds expended, and partner funds expended.

Promoting Equitable Outcomes: Data on equitable outcomes will not be collected or reported.

Community Engagement: The community is engaged through direct outreach to landowners, partnerships with land trusts, statewide associations and partner programs, and the project selection and approval process which includes the Selection Committee, Acquisition and Restoration Council, and Board of Trustees meetings.



Project Name: Land Acquisition - Green Heart of the Everglades

Project Amount: \$35,000,000 appropriated for SFY 2022-2023

Project Identification Number: 197-E (1 of 2)

Treasury Sub-Category 5.8, Clean Water: Water Conservation

Proviso Language SFY 2022-2023: The nonrecurring sum of \$35,000,000 from the General Revenue Fund is appropriated to the Department of Environmental Protection in Fixed Capital Outlay for transfer to the South Florida Water Management District for the Green Heart of the Everglades Land Acquisition, subject to appraisal (Senate Form 2737).

Overview: The purpose of the project is to conserve and protect environmentally unique and irreplaceable lands that contain native relatively unaltered flora and fauna representing a natural area unique to, or scarce within, a region of this state or a larger geographic area; to conserve and protect lands within areas of critical state concern; to conserve and protect significant habitat for native species or endangered and threatened species; and to conserve, protect, manage, or restore important ecosystems, landscapes and forests in order to enhance or protect significant surface water, coastal, recreational, timber, sources which local or state regulatory programs cannot adequately protect. Funds will be used for the acquisition of 11,000+/- environmentally sensitive acres that are hydrologically linked to the Everglades, which are particularly important to the estuarine ecosystem of the Ten Thousand Islands area and support several rare and endangered animal species including the Florida panther.

Timeline: On May 11, 2023, the Governing Board of the South Florida Water Management District approved the purchase of 11,053.44 acres for the Green Heart of the Everglades Project in Collier County.

Primary Delivery Mechanisms and Partners, if applicable: The Department works with many partners on land acquisitions which may include private landowners, not-for-profits, and other state agencies.

Website: There is no specific website for this initiative.

Intended Outcomes: To conserve and protect environmentally sensitive land that is unique and irreplaceable.

Performance Measures: Final performance measures will be developed.

Promoting Equitable Outcomes: This initiative does not focus specifically on historically underserved, marginalized, or adversely affected groups.

Community Engagement: The initiative was approved by the Florida Legislature whose elected members have ongoing interaction with their constituents regarding citizen and community needs.



Project Name: Land Acquisition - Rattlesnake Key

Project Amount: \$23,000,000 appropriated for SFY 2022-2023

Project Identification Number: 197-E (2 of 2)

Treasury Sub-Category 5.8, Clean Water: Water Conservation

Proviso Language SFY 2022-2023: The nonrecurring sum of \$23,000,000 from the General Revenue Fund is appropriated to the Department of Environmental Protection in Fixed Capital Outlay for the acquisition of Rattlesnake Key Recreational Park (HB 4929) (Senate Form 1315).

Overview: Funds will be used for the acquisition of the Rattlesnake Key Recreation Park in Manatee County. Other funds can be supplemented beyond a state appropriation to include existing funds or local funds. The intent is to protect drinking water sources and water quality; preserve fish and wildlife; provide parks and recreation for all Floridians; provide land acquisition as an alternative to commercial development.

Timeline: The Department will complete the acquisition within the period of performance prescribed in federal guidance and will ensure projects are completed and paid out by December 31, 2026.

Primary Delivery Mechanisms and Partners, if applicable: The Department works with many partners on land acquisitions which may include private landowners, not-for-profits, and other state agencies.

Website: There is no specific website for this initiative. DEP's website is here: <https://floridadep.gov>

Intended Outcomes: To protect drinking water sources and water quality; preserve fish and wildlife; provide parks and recreation for all Floridians; provide land acquisition as an alternative to commercial development.

Performance Measures: Final performance measures will be developed as the project is implemented.

Promoting Equitable Outcomes: This initiative does not focus specifically on historically underserved, marginalized, or adversely affected groups.

Community Engagement: The initiative was approved by the Florida Legislature whose elected members have ongoing interaction with their constituents regarding citizen and community needs.



Project Name: Florida Motor Fuel Tax Relief

Project Amount: \$200,000,000 appropriated for SFY 2022-2023

Project Identification Number: 197-G

Treasury Sub-Category 6.1. Provision of Government Services

Proviso Language SFY 2022-2023: The Chief Financial Officer shall transfer the nonrecurring sum of \$200,000,000 from the General Revenue Fund to authorized trust funds pursuant to HB 7071 to offset revenue losses associated with the Florida Motor Fuel Tax Relief Act of 2022.

Overview: The Florida Motor Fuel Tax Relief Act of 2022 (section 47, Ch. 2022-097, L.O.F.) reduces the tax rate on motor fuel by 25.3 cents per gallon during the month of October 2022 in order to provide tax relief to consumers of motor fuel in Florida. The reduced tax rate applies to all gasoline products, any product blended with gasoline, or any fuel placed in the storage supply tank of a gasoline-powered motor vehicle. The reduced tax rate does not apply to diesel fuel, aviation fuel, or kerosene.

From October 1, 2022, through October 31, 2022, the County Fuel Tax shall be reduced by 1 cent per gallon, the Municipal Fuel Tax shall be reduced by 1 cent per gallon, the State Comprehensive Enhanced Transportation System Tax shall be reduced by 8.3 cents per gallon, and the Fuel Sales Tax shall be reduced by 15 cents per gallon. Licensed terminal suppliers, wholesalers, and importers of motor fuel must charge and collect the reduced rate of tax on sales of motor fuel to retail dealers located in Florida.

Contingent upon the Department of Financial Services receiving and depositing into the General Revenue Fund the second distribution of the state's allocation from the federal Coronavirus State Fiscal Recovery Fund created in Public Law No. 117-2, entitled American Rescue Plan Act of 2021, the following nonoperating transfers from the General Revenue Fund are authorized in the 2022-2023 fiscal year, to be made in December 2022:

- a) \$118,600,000 shall be transferred into the State Transportation Trust Fund
- b) \$7,900,000 shall be transferred into the Fuel Tax Collection Trust Fund for distribution as provided in s. 206.60, F.S.
- c) \$7,900,000 shall be transferred into the Fuel Tax Collection Trust Fund for distribution as provided in s. 206.605, F.S.
- d) \$65,600,000 shall be transferred into the Fuel Tax Collection Trust Fund for distribution as provided in s. 206.608, F.S.

The Department of Revenue is authorized, and all conditions are deemed met, to adopt emergency rules pursuant to s.120.54(4), F.S., for the purpose of implementing the act. The Attorney General may investigate violations of this act.

A retail dealer of motor fuel, at the dealer's option, may manage its motor fuel inventory in such a way that the benefit to residents of this state of the tax reduction is maximized



during the month. A retail dealer of motor fuel may sell motor fuel purchased without the tax reduction at an amount determined as if the tax reduction applied and may sell motor fuel purchased with the tax reduction at an amount determined as if the tax reduction did not apply, if the retail dealer can show that the number of gallons purchased with the reduced tax equals the number of gallons sold at a price reflecting the reduced tax.

Timeline:

- October 1-31, 2022: Tax relief period (reduced tax rate) for motor fuel consumers
- November 2022: Motor fuel tax reporting due to DOR from fuel suppliers, wholesalers, importers, resellers, and retail dealers for October activity (in arrears).
- December 2022: DOR will transfer \$200 million to the trust funds pursuant outlined in the Florida Motor Fuel Tax Relief Act, contingent upon DFS's receipt of the second distribution of federal SFRF funds.

Primary Delivery Mechanisms and Partners, if applicable: The Department of Revenue is responsible for collecting and distributing taxes as dictated by state law. DOR will follow its operational procedures for the nonoperating transfers prescribed in HB 7071 (Ch. 2022-097, L.O.F.). DOR has issued several tax information publications (TIP) to provide guidance to local governments and mass transit system operators, and fuel suppliers/dealers on the administration of the fuel tax holiday.

Website: <https://floridarevenue.com/motorfuel/>

Intended Outcomes: To provide tax relief to consumers of motor fuel by reducing the tax rate on motor fuel sold in Florida by 25.3 cents per gallon during the month of October 2022.

Performance Measures: N/A

Promoting Equitable Outcomes: This initiative will include traditionally underserved communities with higher-than-average poverty levels relative to Florida as a whole. These communities will benefit economically not only during the duration of the project, but they will sustain longer-term economic resiliency. However, data on equitable outcomes will not be collected or reported.

Community Engagement: N/A



Project Name: Capitol Complex Renovations and Repairs

Project Amount: \$115,000,000 appropriated for SFY 2022-2023

Project Identification Number: 197-J

Treasury Sub-Category 6.1, Provision of Government Services

Proviso Language SFY 2022-2023: The nonrecurring sum of \$115,000,000 from the General Revenue Fund is appropriated to the Department of Management Services in Fixed Capital Outlay for replacement of the heating, ventilation, and air conditioning system, windows, and related repairs of the State Capitol Complex.

Overview: Heating ventilation and air conditioning system renovations will be made throughout the Capitol Complex located in Tallahassee. The scope of this project includes the Capitol, Historic Capitol, House Office Building (HOB), Chiller Plant, and the Knott Building. Renovations will include replacing air handling units that are beyond the useful life and upgrading building control systems. These updates will allow for control of both space temperature and humidity and existing ductwork will be replaced where feasible, and air conditioning zones will be made to align with current space configurations.

The purpose for the replacement and upgrade of key components to the exterior envelope of the buildings located at the Capitol Complex is to improve building performance, building maintenance requirements, and security for building occupants. A modern aluminum curtainwall system will meet the current building code wind and impact requirements and will be capable of containing bomb-blast and small-arms ballistic resistant glazing.

Timeline:

HVAC

- Phase 1A: Capitol Floors 6-22 - Scheduled for completion 1/27/25
- Phase 1B: Capitol Floors PL-5 - Scheduled for completion 12/31/26
- Phase 2A: SOB Senate managing construction – Currently under Construction
- Phase 2B: HOB 100% CD's 9/9/2022 - Construction TBD
- Phase 3: Historic Capitol, Knott, Chiller Plant – 100% Design 1/20/23 -Construction TBD

WINDOWS

- Phase 1: Start Spring 2023 / Scheduled for completion 2024
- Phase 2: Start Fall 2023 / Scheduled for completion 2026

Primary Delivery Mechanisms and Partners, if applicable: Architect/Engineer and Construction Manager vendors are selected through a competitive solicitation process using sections 287.055 and 255.032, Florida Statutes, and Rule 60D-5, Florida Administrative Code.



Capitol HVAC Modernization

Design Engineer: Pinnacle Engineering Group, P.A.

Environmental: Mihir Environics

Construction Manager: Childers Construction

Capitol Windows Modernization

Design Engineer: TTV Architects, Inc.

Environmental: Mihir Environics

Construction Manager: Childers Construction

Website: There is currently no website for this specific initiative.

Intended Outcomes: Replace existing heating ventilation and air conditioning with new equipment along with a new modern aluminum curtainwall system, capable of meeting the current building code wind and impact requirements, as well as capable of containing bomb-blast and small-arms ballistic resistant glazing. This will improve space temperature, humidity, and air quality at the Capitol Complex.

Performance Measures: Final performance measures will be developed as the projects are implemented, however, at a high level, output measures will include major deliverables in contracts up to and including the completed projects.

Promoting Equitable Outcomes: As part of the procurement process, this initiative includes minority businesses. This funding will promote local economies growth in a way that is efficient and resulting in more equitable values, which will require public and private-sector businesses to work together in a more coordinated, seamless manner.

Community Engagement: The Capitol Complex has ongoing interaction with local and state communities before, during, and after these projects are completed. The Complex strives to be aware of what is needed to better serve Florida's communities. The program can also create local opportunities that are stronger, more resilient, and more equitable; businesses can propel this funding and vision by providing local jobs and economic growth. Therefore, they can create economies that simultaneously drive local growth that benefit all.



Project Name: County Transportation Projects - Small County Road Assistance Program

Project Amount: \$20,000,000 appropriated for SFY 2022-2023

Project Identification Number: 197-M (1 of 2)

Treasury Sub-Category 6.1. Provision of Government Services

Proviso Language SFY 2022-2023: The nonrecurring sum of \$50,000,000 from the General Revenue Fund is appropriated to the Department of Transportation in Fixed Capital Outlay for county transportation projects. Of that amount, \$30,000,000 is allocated for the Small County Outreach Program under section 339.2818, Florida Statutes, and \$20,000,000 is allocated for the Small County Road Assistance Program under section 339.2816, Florida Statutes.

Overview: Section 339.2816, F.S., authorizes the Department of Transportation to administer the Small County Road Assistance Program (SCRAP). The purpose of the SCRAP program is to assist small county governments in resurfacing and reconstructing county roads. Eligible counties are defined as any county that has a population of 75,000 or less according to the 1990 Federal census data. These counties are eligible to compete for funds for resurfacing or reconstruction projects on county roads that were part of the county road system on June 10, 1995. Capacity improvements on county roads are not eligible for funding under the program.

The eligible counties by Department district are as follows:

District 1	District 2	District 3	District 5
DeSoto	Baker	Calhoun	Flagler
Glades	Bradford	Franklin	Sumter
Hardee	Columbia	Gadsden	
Hendry	Dixie	Gulf	
Highlands	Gilchrist	Holmes	
Okeechobee	Hamilton	Jackson	
	Lafayette	Jefferson	
	Levy	Liberty	
	Madison	Wakulla	
	Nassau	Walton	
	Putnam	Washington	
	Suwanee		
	Taylor		
	Union		

The SFRF are directed to the Department and are allocated consistent with the practices established for existing SCRAP resources. The Department allocates these funds to the districts based on the number of eligible counties proportional to total counties. For example, if a district has 11 eligible counties and there is a total of 33



statewide, then the district’s allocation is approximately 33.33% of the total available funding.

District offices coordinate with eligible local partners to identify and prioritize projects so that resources are maximized on the greatest number of projects over the five-year work program planning horizon. Each county may not have a project scheduled in every fiscal year; however, this approach ensures the greatest number of projects for the geographic region.

The \$20 million SFRF funds will be allocated to districts as follows:

District	Percentage	Allocation
01	18.18%	\$3,636,364
02	42.42%	\$8,484,848
03	33.33%	\$6,666,667
05	6.06%	\$1,212,121
Total	100.00%	\$20,000,000

Projects are prioritized based on the following criteria:

- 1) The primary criterion is the physical condition of the road as measured by the Department.
- 2) As secondary criteria the Department may consider:
 - a. Whether a road is used as an evacuation route.
 - b. Whether a road has high levels of agricultural travel.
 - c. Whether a road is considered a major arterial route.
 - d. Whether a road is considered a feeder road.
 - e. Whether a road is located in a fiscally constrained county, as defined in s. 218.67(1).
 - f. Other criteria related to the impact of a project on the public road system or on the state or local economy as determined by the Department.

Timeline: SFRF funding distribution and project selection have begun. The Department’s goal is to reach project readiness and full award with SFY 2023-2024 to ensure deliverables are achieved by SFRF deadlines.

Primary Delivery Mechanisms and Partners, if applicable: The Department is authorized to contract with or administer contracts on behalf of a county selected to receive funding for a project under this section. All projects funded under this section shall be included in the FDOT work program developed pursuant to s. 339.135, F.S.

Website: <https://www.fdot.gov/programmanagement/lp/scrap/default.shtm>.

Intended Outcomes: The SCRAP program provides financial assistance to small counties with a tax base which may not support a robust transportation infrastructure plan. Investments in these areas supports equitable improvement and development of transportation facilities, improves mobility access regardless of potential income



disadvantages, assists the region in creating or retaining job opportunities, and makes the region more attractive to business retention and recruitment.

Performance Measures:

Final performance measures are focused on providing universal levels of service related to the following performance measures, that include, but are not limited to:

Performance Measure	Period Measured	Performance	FDOT Target
Percent of lane miles on the State Highway System (SHS) having a pavement condition rating of either excellent or good	SFY 2020-2021	83.5%	80%
Percentage of bridge structures on the SHS having a condition rating of either excellent or good	SFY 2020-2021	94.3%	90%
Achieve the acceptable maintenance standard on the SHS (based on a rating standard of 80)	SFY 2020-2021	103.8%	100%
Fatalities on Florida public roadways	CY 2020	3,332	0
Serious injuries on Florida public roadways	CY 2020	15,614	0

Promoting Equitable Outcomes: These projects target small counties which are typically underserved communities. Lower population numbers translate into lower tax base and higher than average poverty levels relative to Florida as a whole. Transportation investments in these communities will benefit the region economically not only during project delivery but also support longer-term economic resiliency. Outcomes include improved infrastructure such as pavement conditions, improved mobility measured by improved lane miles, expansion of lane miles towards universal level of service ensuring access to education, business, and employment, and improved safety measured by addition of new design, traffic management systems, and visibility features. However, data on equitable outcomes will not be collected or reported. Additionally, SCRAP targets projects with higher concentrations of underserved and fiscally constrained communities.

Community Engagement: The Department engages the public in every step of the transportation development process. Local transportation needs are vetted by Metropolitan/Transportation Planning Organizations (MPO/TPO), project specific public hearings are conducted to gather information, MPO’s/TPO’s hold public hearings to pass resolutions or vote on agreements with the Department, and the Department provides ongoing public information via its website.



Project Name: County Transportation Projects - Small County Outreach Program

Project Amount: \$30,000,000 appropriated for SFY 2022-2023

Project Identification Number: 197-M (2 of 2)

Treasury Sub-Category 6.1. Provision of Government Services

Proviso Language SFY 2022-2023: The nonrecurring sum of \$50,000,000 from the General Revenue Fund is appropriated to the Department of Transportation in Fixed Capital Outlay for county transportation projects. Of that amount, \$30,000,000 is allocated for the Small County Outreach Program under section 339.2818, Florida Statutes, and \$20,000,000 is allocated for the Small County Road Assistance Program under section 339.2816, Florida Statutes.

Overview: Section 339.2818, F.S., authorizes the Department of Transportation to administer the Small County Outreach Program (SCOP). The purpose of the program is to assist small county governments in repairing or rehabilitating county bridges, paving unpaved roads, addressing road-related drainage improvements, resurfacing, or reconstructing county roads, or constructing capacity or safety improvements to county roads.

Small counties eligible for the program are defined as counties having a population of 200,000 or less and can compete for funds designated for the SCOP. The eligible counties by Department district are as follows:

District 1	District 2	District 3	District 4	District 5	District 6	District 7
Charlotte	Baker	Bay	Indian	Flagler	Monroe	Citrus
DeSoto	Bradford	Calhoun	River	Sumter		Hernando
Glades	Columbia	Franklin	Martin			
Hardee	Dixie	Gadsden				
Hendry	Gilchrist	Gulf				
Highlands	Hamilton	Holmes				
Okeechobee	Lafayette	Jackson				
	Levy	Jefferson				
	Madison	Liberty				
	Nassau	Santa Rosa				
	Putnam	Wakulla				
	Suwannee	Walton				
	Taylor	Washington				
	Union					

The SFRF directed to the Department are allocated consistent with practices established for existing SCOP sources and are allocated to districts based on the number of eligible counties proportional to the total. For example, if a district has 13 counties eligible for SCOP, and there is a total of 41 eligible counties statewide, then the district’s allocation would be approximately 31.71% of the total available funding.



District offices coordinate with eligible local partners to identify and prioritize projects so that resources are maximized on the greatest number of projects over the five-year work program planning horizon. Each county may not have a project scheduled in every fiscal year; however, this approach ensures the greatest number of projects for the geographic region.

The \$30 million SFRF funds are allocated to districts as follows:

District	Percentage	Allocation
01	17.07%	\$ 5,121,951
02	34.15%	\$10,243,902
03	31.71%	\$ 9,512,195
04	4.88%	\$ 1,463,415
05	4.88%	\$ 1,463,415
06	2.44%	\$ 731,707
07	4.88%	\$ 1,463,415
Total	100.00%	\$30,000,000

The Department is authorized to fund 75% of the cost of county road projects. The following criteria are used to prioritize road projects for funding:

- 1) The primary criterion is the physical condition of the road as measured by the department.
- 2) As secondary criteria the Department may consider:
 - a. Whether a road is used as an evacuation route.
 - b. Whether a road has high levels of agricultural travel.
 - c. Whether a road is considered a major arterial route.
 - d. Whether a road is considered a feeder road.
 - e. Information as evidenced to the Department through an established pavement management plan.
 - f. Other criteria related to the impact of a project on the public road system or on the state or local economy as determined by the Department.

The Department’s districts will work with county partners to select projects and initiate production to achieve SFRF deadlines for commitment and expenditure.

Timeline: SFRF funding distribution and project selection have begun. The Department’s goal is to achieve project readiness and full award within SFY 2023-2024 to ensure deliverables are achieved by SFRF deadlines.

Primary Delivery Mechanisms and Partners, if applicable: The Department is authorized to contract with or administer contracts on behalf of a county selected to receive funding. All projects funded under this section shall be included in the Department’s work program developed pursuant to s. 339.135, F.S.

Website: <https://www.fdot.gov/programmanagement/lp/scop/default.shtm>.



Intended Outcomes: The SCOP program provides financial assistance to small counties with a tax base which may not support a robust transportation infrastructure plan. Investments in these areas supports equitable improvement and development of transportation facilities, improves mobility access regardless of potential income disadvantages, assists the region in creating or retaining job opportunities, and makes the region more attractive to business retention and recruitment.

Performance Measures: Final performance measures are focused on providing universal levels of service related to the following performance measures, that include, but are not limited to:

Performance Measure	Period Measured	Performance	FDOT Target
Percent of lane miles on the State Highway System (SHS) having a pavement condition rating of either excellent or good	SFY 2020-2021	83.5%	80%
Percentage of bridge structures on the SHS having a condition rating of either excellent or good	SFY 2020-2021	94.3%	90%
Achieve the acceptable maintenance standard on the SHS (based on a rating standard of 80)	SFY 2020-2021	103.8%	100%
Fatalities on Florida public roadways	CY 2020	3,332	0
Serious injuries on Florida public roadways	CY 2020	15,614	0

Promoting Equitable Outcomes: These projects target small counties which are typically viewed as underserved communities. Lower population numbers translate into lower tax base and higher than average poverty levels relative to Florida as a whole. Transportation investments in these communities will benefit the region economically not only during project delivery but also support longer-term economic resiliency. Outcomes include improved infrastructure such as pavement, bridges, and/or drainage conditions, improved mobility measured by improved lane miles, expansion of lane miles towards universal level of service ensuring access to education, business, and employment, and improved safety measured by addition of new design, traffic management systems, and visibility features. However, data on equitable outcomes will not be collected or reported. Additionally, SCRAP targets projects with higher concentrations of underserved and fiscally constrained communities.

Community Engagement: The Department engages the public in every step of the transportation development process. Local transportation needs are vetted by Metropolitan/Transportation Planning Organizations (MPO/TPO), project specific public hearings are conducted to gather information, MPO's/TPO's hold public hearings to pass resolutions or vote on agreements with the Department, and the Department provides ongoing public information via its website.



Project Name: Rural Infrastructure Fund

Project Amount: \$25,000,000 appropriated for SFY 2022-2023

Project Identification Number: 197-P

Treasury Sub-Category 5.18, Water and Sewer: Other

Proviso Language SFY 2022-2023: The nonrecurring sum of \$25,000,000 from the General Revenue Fund is appropriated to the Department of Economic Opportunity for rural infrastructure projects pursuant to section 288.0655, Florida Statutes.

Overview: The purpose of the Rural Infrastructure Fund (RIF) grant is to facilitate the planning, preparing, and financing of infrastructure projects in rural communities to encourage job creation, capital investment, and the strengthening and diversification of rural economies.

Eligible projects include both planning and construction activities for water, wastewater, stormwater, and broadband Internet infrastructure projects. Eligible projects must be related to specific job creation or job retention opportunities. Eligible projects may also include improving any inadequate infrastructure that has resulted in regulatory action that prohibits economic or community growth, reducing the costs to community users of proposed infrastructure improvements that exceed such costs in comparable communities, and improving access to and the availability of broadband Internet service.

Eligible uses of funds shall include planning and construction improvements to public water, wastewater, and stormwater infrastructure for industrial or commercial sites, and improvements to broadband Internet service and access in unserved or underserved rural communities.

Authorized infrastructure may include public or public-private partnership facilities, such as storm water systems and broadband Internet facilities. Authorized infrastructure may also include publicly or privately owned broadband Internet facilities, and additions to the distribution facilities of the existing water or wastewater utility as defined in s. 367.021(12), F.S., or any other existing water or wastewater facility, which owns a water or wastewater system in this state where: a contribution-in-aid of construction is required to serve public or public-private partnership facilities under the tariffs of any water, or wastewater utility as defined herein; and such utilities as defined herein are willing and able to provide such service.

Timeline:

- July 15, 2022: Notice of Funding Availability (NOFA) announcing opening of application cycle published in Florida Administrative Register and distributed via email to eligible rural communities.
- July 28, 2022: Application Overview Webinar held.
- August 31, 2022: Application Cycle closing date



- December 2022: Initial grant awards were announced. Subsequent awards have been announced through the summer 2023 as applications are reviewed and approved for award.
- Funds will be obligated by December 31, 2024.
- Funds will be expended by December 31, 2026.

Primary Delivery Mechanisms and Partners, if applicable: Grants are awarded to units of local government within an area designated as a Rural Area of Opportunity (section 288.0656(2)(b), F.S.), or a rural county or community as defined by the Rural Economic Development Initiative (section 288.0656(1)(b), F.S.).

Website: <https://floridajobs.org/community-planning-and-development/rural-community-programs/rural-infrastructure-fund>

Intended Outcomes: To facilitate access to and maximize the use of state, federal, local, and private resources for infrastructure projects related to specific job creation and job retention opportunities. To facilitate timely response and induce the location or expansion of specific job creating opportunities through funding of design and engineering activities or other infrastructure planning and preparation activities. To enable rural communities to access resources for improvements to inadequate infrastructure and enhance economic growth.

Performance Measures: Performance measures are determined based on specific project awards and included in the grant agreement scope of work as deliverables that are required to be submitted by grantees prior to payment.

Promoting Equitable Outcomes: The Program benefits rural communities that are economically constrained and focuses on providing infrastructure that will have a positive impact on their local economies. This is not always specifically measurable; however, it is typically evident in the long term as new businesses locate in a small community because the infrastructure is there to support it. In some cases, there are direct measurable benefits of job creation and capital investment when a Rural Infrastructure Fund project provides necessary infrastructure for a specific job creator or expanding business. In those cases, the number of jobs created or retained as well as amount of capital investment can be captured shortly following closeout of the grant. However, data on equitable outcomes will not be collected or reported.

Community Engagement: There are several opportunities for community engagement with the Rural Infrastructure Fund program as follows:

- Annual Rural Infrastructure Fund Application Webinar provides information on upcoming cycle(s) and specific program guidelines.
- Ongoing technical assistance with grantees to proactively engage and assist communities in specific project implementation requirements.
- Monthly participation in Rural Economic Development Initiative meetings to provide program information and learn about issues facing rural communities.



- Collaboration within the agency and across government to enhance collaboration, increase awareness, and reduce duplication of benefit.



Project Name: Department of State Artifact Facility

Project Amount: \$13,800,000 appropriated for SFY 2022-2023

Project Identification Number: 197-Q

Treasury Sub-Category 6.1. Provision of Government Services

Proviso Language SFY 2022-2023: The nonrecurring sum of \$13,800,000 from the General Revenue Fund is appropriated to the Department of State in Fixed Capital Outlay for the design and construction of an artifact curation facility.

Overview: Pursuant to sections 267.12(3), 267.061 6(b), and 267.115, F.S., the Division of Historical Resources (DHR) must curate and interpret archaeological artifacts found on or collected from state lands and waters. In 2012, DHR relocated its archaeological collections from a facility at a rented commercial property to a 12,000 ft² facility located on state-owned property at Mission San Luis in Tallahassee, which also includes staff offices and a public research area. Current collections comprise over 3.5 million artifacts from nearly every county in Florida, representing 12,000 years of Florida's history. This accounts for approximately 8,000 ft² of storage space (6,500 ft² stored in archival boxes in compressed shelving; 1,500 ft² of objects in non-box storage). Additionally, the current facility also houses an estimated 350 ft² of archival records pertaining to over 60 years of research in Florida, accession, loan and deaccession documentation, and items pertaining to the legal disposition of archaeological human remains as stipulated by s. 872.05, F.S., and the Native American Graves and Repatriation Act (1991).

The current facility is nearing capacity and is unsuitable for the continued long-term storage of public artifacts and archival collections. There is no additional space to curate oversized objects, such as cannons and canoes. It is estimated that boxed artifact space will run out in five years. In 2017, the Department of Management Services completed a feasibility study on behalf of DHR for a new facility to be located adjacent to the existing facility at Mission San Luis. The completed study identified the optimal location on the Mission San Luis campus for the new facility and provided opinions of cost for design and construction. This new artifact curation facility will allow DHR to continue to meet statutory requirements without compromising professional curation standards or public access to Florida's archaeological collections.

Timeline:

- October 27, 2022-Executed Client Agency Agreement (CAA) with DMS
- June 2023-Started Design Development phase (architectural services)
- Late 2023-Soliciting Construction Management (CM) Services
- Spring 2024-Design complete
- Fall 2024-Construction Start (Pending selection of CM firm)
- December 2026- Completion of Project



Primary Delivery Mechanisms and Partners, if applicable: DHR will enter into a Client Agency Agreement (CAA) with the DMS to administer the design and construction of the Artifact Facility per s. 255.31, F.S. DMS will manage all design and construction activities. The project will be contracted to multiple qualified vendors.

Website: <https://dos.myflorida.com/historical/archaeology/collections-and-conservation/>

Intended Outcomes: Through a CAA with DMS, DHR will design and construct a facility that meets professional standards and allows for approximately 15-20 years of continued growth. The construction of an additional artifact curation facility will also allow DHR to continue to accept objects, as stipulated under *Florida Statutes*, as well as improve standards of curation and public access to collections.

Performance Measures: Design and construct a facility that meets professional standards and allows for approximately 15-20 years of continued growth of the state's archaeological collections, conservation, outreach, and education programs.

Promoting Equitable Outcomes: As part of the procurement process, this initiative includes historically underrepresented minority businesses.

DHR maintains artifact collections recovered from sites across the state, representing over 12,000 years of Florida's diverse archaeological heritage. Many of these collections represent the archaeology of historically underserved populations in Florida, including Native Americans (including the Seminole Tribe of Florida and the Miccosukee Tribe of Indians of Florida), African Americans, Hispanic groups, and Latin Americans. DHR aims to make collections held in its stewardship accessible to all Floridians, regardless of their socio-economic background. The artifact loan program provides loans of archaeological objects to museums and institutions across the United States free of charge. Members of the public with a suitable research project can also access artifacts at the current facility. DHR records the number of new and renewed artifact loans, as well as number of individuals accessing collections yearly. However, data on equitable outcomes will not be collected or reported.

Community Engagement: As DHR is responsible for acquiring, maintaining, preserving, interpreting, exhibiting, and making available for study archaeological objects that have been recovered from state-owned or state-managed lands and waters, this new facility will enable DHR to provide greater public access to these artifacts by enhancing educational opportunities for all Floridians, including through social media, outreach, public tours and speaking events, and through partnerships with federal, tribal, state, and local organizations and institutions.



Project Name: Cultural Facilities Grants

Project Amount: \$10,000,000 appropriated for SFY 2022-2023

Project Identification Number: 197-S

Treasury Sub-Category 6.1. Provision of Government Services

Proviso Language SFY 2022-2023: The nonrecurring sum of \$10,000,000 from the General Revenue Fund is appropriated to the Department of State in Fixed Capital Outlay for the 2022-2023 Cultural Facilities Grants ranked list.

Overview: The mission of the Florida Department of State, Division of Arts and Culture is to advance, support, and promote arts and culture to strengthen the economy and quality of life for all Floridians. The Florida Division of Arts and Culture is Florida's state arts agency. Arts and culture support jobs, tourism, and education while contributing to a vibrant and creative Florida. To promote excellence and encourage access to cultural opportunities, the Division provides funding, programs and resources including grants for: arts in education, local arts agencies, state service organizations, museums, theater, dance, folk arts, literature, media arts, multidisciplinary, music, sponsor/presenter, and visual arts programs and projects.

The Cultural Facilities Program coordinates and guides the State's support and funding of renovation, new construction, or acquisition of cultural facilities. A cultural facility is a building which shall be used for the programming, production, presentation, exhibition of any of the arts and cultural disciplines. These disciplines include music, dance, theatre, creative writing, literature, architecture, painting, sculpture, folk arts, photography, crafts, media arts, visual arts, and programs of museums. The Program is intended for 1) bricks and mortar construction, 2) renovation, or 3) for acquisition.

The Division offers two levels of funding within the Cultural Facilities Program. These levels are determined by the specific use of the facility:

- 1) A purpose-built or single use facility that will solely be used for the programming, production, presentation, exhibition of any of the arts and cultural disciplines (Section 265.283(7), Florida Statutes) AT LEAST 85% of the time. This type of facility includes theatres, performance centers, museums (including aquariums, botanical gardens, history centers, zoos, etc.) and art centers. The maximum request amount for this type of facility is \$500,000.
- 2) A multi-purpose facility that will be used for the programming, production, presentation, and exhibition of any of the arts and cultural disciplines (s. 265.283(7), F.S.) LESS than 85% of the time. This type of building includes community centers, recreation centers, civic centers, and municipal buildings. The maximum request amount for this type of facility is \$200,000. Project costs must be directly related to the arts and cultural portion of the facility.

Applications on the ranked list submitted to the Legislature are vetted through a process of eligibility review, panel scoring, and approval by the Florida Council on Arts and Culture review panel and the Secretary of State.



Timeline:

- Application submission deadline: June 1, 2021
- Stated grant period: June 1, 2022 – June 1, 2024
- Final reporting due July 15, 2024.
- Grant extension: six-months per extension as permitted/allowed.

Primary Delivery Mechanisms and Partners, if applicable: Grants to organizations whose mission is arts and cultural programming in one of the disciplines as defined in section 265.283(7), Florida Statutes. (Note: Public or private pre-K-12 schools; libraries; civic organizations; parks, recreation, and leisure organizations; human service organizations; or other community service agencies do not meet the definition of arts or cultural organizations.)

Website: The Cultural Facilities website is here:

<https://dos.myflorida.com/cultural/grants/grant-programs/cultural-facilities/> and the ranked application list is here: <https://dos.myflorida.com/cultural/grants/grant-resources/grant-awards-recommendations/ranked-application-lists/2022-2023-cultural-facilities-ranked-application-list/>

Intended Outcomes: To promote excellence and encourage access to cultural opportunities through the construction, renovation, or acquisition of cultural facilities.

Performance Measures: Final performance measures will be developed as the projects are implemented, however, at a high level, output measures will include major deliverables in contracts up to and including the completed projects.

Promoting Equitable Outcomes: The Department is committed to making the knowledge of history, arts, and culture accessible to everyone, including persons with disabilities, older adults, culturally and economically underserved populations, and minorities. Organizations seeking support for activities are required to be open and accessible to all members of the public, consistent with all applicable state and federal laws. Organizations shall not discriminate on the basis of sex, race, color, national origin, religion, disability, age, pregnancy, handicap, or marital status.

Some projects within this initiative will include traditionally underserved communities by being implemented in those communities with higher-than-average poverty levels relative to Florida as a whole. These communities will benefit economically not only during the duration of the initiative but will sustain longer-term economic resiliency. However, data on equitable outcomes will not be collected or reported.

Community Engagement: The Department distributes information regarding grant funding opportunities both virtually and in person to Universities, Local Arts Agencies, State Service Organizations, and other public entities and nonprofits. Staff engage with the community year-round to encourage applications.



Project Name: Camp Blanding Readiness Center

Project Amount: \$102,459,176 appropriated for SFY 2023-2024

Project Identification Number: 234-B

Treasury Sub-Category 1.14, Other Public Health Services

Proviso Language SFY 2023-2024: The nonrecurring sum of \$102,459,176 from the General Revenue Fund is appropriated to the Department of Military Affairs in Fixed Capital Outlay to support construction projects at the Camp Blanding Readiness Center needed to retain the current Level II National Guard facility status.

Overview: Camp Blanding Joint Training Center (CBJTC), as Florida's largest federally supported state military installation, is the central point of all state military training, and is a key resource to the Governor's state emergency operations. CBJTC is the Florida National Guard's center of gravity for training, and is considered a national, regional, and state strategic asset for mobilization, training, and disaster response. Primary Federal, State, and local training partners include all military branches, Reserve Components, National Guard units from other states, foreign militaries, state agencies, emergency response organizations, emergency management and law enforcement agencies. The 2022 training throughput at CBJTC was approximately 325,000 training utilization days. Additionally, there are approximately 700 full-time personnel that work at CBJTC. Specifically, there are 5 projects, Operations Readiness Training Center, Land Mobile Radio System Tower, Army Combat Fitness Test Facility, Post Camp Station Warehouse, and Classroom/Range/Soldier Readiness Processing Upgrades.

CBJTC is the primary Joint Reception, Staging, Onward Movement, and Integration site to integrate FLNG forces, civilian agencies, National Guard Emergency Mutual Assistance Compact Forces, other state T32 National Guard forces, and potentially T10 Active-Duty forces during domestic contingency operations such as hurricanes, mass migration, or wildfires. CBJTC is used to receive, stage, and prepare vast amounts of equipment and supplies that are brought into the state. The base becomes an enormous supply and transportation hub. CBJTC has been designated as one of 11 National Guard Regional Collective Training Capability sites in the United States, solidifying its importance as a regional asset. CBJTC has also been designated as a contingent Military Force Generation Installation (cMFGI). The cMFGI designation positions CBJTC as a strategic asset for Army mobilizations during increased wartime operations.

The primary shortfall is available barracks space. In accordance with National Guard Regulation 5-3: Army National Guard Training Centers level 2 requirements, CBJTC should have barracks space to support 4,560 beds, with corresponding training support facilities. The current shortfall of over 1,000 bed spaces not only causes current training populations to be denied training, but also threatens the installation's ability to support future large scale mobilization operations. The construction of an Operational Readiness Training Center will provide 740 bed spaces, a dining facility, and administrative facilities to meet the minimum requirements. All construction will include



all utility services, information systems, fire detection and alarm systems, roads, walks, curbs, gutters, storm drainage, parking areas and site improvements. Facilities will be designed to a minimum life of 50 years in accordance with the Department of Defense's (DoD) Unified Facilities Code (UFC 1-200-02) including energy efficiencies, building envelope and integrated building systems performance as per ASA (IE&E) Sustainable Design and Development Policy Updated 2017. Access for individuals with disabilities will be provided as required. Anti-terrorism measures in accordance with the DoD Minimum Antiterrorism for building standards will be provided.

Timelines:

- A/E Contract Awarded: August 2023- June 2024
- A/E 100% Design: November 2023-November 2024
- Construction Contract Executed: January 2024-December 2024
- Complete Construction Complete and Closed Out: August 2025

The design and construction timelines are maximum periods, and it is the intent of Florida Department of Military Affairs (DMA) to streamline both phases to complete the project in 2025.

Primary Delivery Mechanisms and Partners, if applicable: Construction will be contracted to multiple qualified vendors.

Website: There is currently no website for this specific initiative. The DMA website is located at <https://dma.myflorida.com>.

Intended Outcomes: To provide facility capacity to meet the level 2 garrison training center minimum standard(s) at CBJTC. To ensure CBJTC's ability to meet current training and readiness needs of the Florida National Guard, as well as meet future State, Federal, and emergency response missions. To create jobs for Floridians.

Performance Measures: Final performance measures will be developed as the projects are implemented, however, at a high level, output measures will include major deliverables in contracts up to and including the completed construction projects.

Promoting Equitable Outcomes: By enhancing the state's ability to effectively respond to State and national emergencies, the disproportionate impact on disadvantaged communities and populations can be mitigated. CBJTC comprises 1/5th of Clay County's land mass, employs over 700 local residents, and generates economic activity resulting from over 325,000 soldier training days per year. The economic impact to the local and state economies reaches individuals from every demographic either directly or indirectly.

Community Engagement: The Florida National Guard remains very active in the communities that their Garrison Training Center and Readiness Centers are located. Traditionally, Soldiers participate in community activities and events as requested. Additionally, recruiters assigned to the communities provide mentoring and guidance to the youth in the area.



Project Name: Mental Health Forensic Bed Capacity

Project Amount: \$35,000,000 appropriated for SFY 2023-2024

Project Identification Number: 234-D

Proviso Language SFY 2023-2024: The nonrecurring sum of \$35,000,000 from the General Revenue Fund is appropriated to the Department of Children and Families to sustain and expand forensic bed capacity to support admissions to state mental health facilities and reduce the waitlist for admission.

Overview: The Florida Department of Children and Families (DCF) is responsible for providing high quality mental health services, necessary to restore individuals to competency, in its six State Mental Health Treatment Facilities (SMHTF). The Department has experienced an increase in court-ordered commitments to its treatment facilities. Within the forensic population of individuals who struggle with mental illness and have been charged with or convicted of criminal behavior, there has been a 46% increase in forensic requests for admission from SFY 2020-2021 to SFY 2021-2022 and this trend has continued to the present time.

In response to the COVID-19 pandemic, forensic admissions into SMHTFs were suspended on March 27, 2020. Subsequently, the Department executed emergency orders to implement a phased admission plan which limited the admission capacities of State Mental Health Treatment Facilities. Due to the phased admission plan, bed capacity deficit, staffing vacancies, and COVID-19 testing requirements for admission, the system overall experienced an increase in the number of individuals on the forensic admission wait list.

The Department is statutorily required by chapter 916, F.S., to admit individuals to SMHTFs no longer than 15 days following the date the Department receives a completed copy of the court commitment order, containing all documentation required by the applicable Florida Rules of Criminal Procedure. When individuals are on the waitlist for longer than 15 days, there are potentially significant legal and clinical implications, regardless of whether the Department has the capacity, staff, or funding to comply with the order.

With current sustained growth in both forensic and civil waitlists, a total of \$35 million in SFRF funds was appropriated to the Department in order to increase staffing and the number of total operational beds across the system. This will increase inpatient system capacity at three SMHTF, which are: Florida State Hospital (FSH), Northeast Florida State Hospital (NEFSH), and North Florida Evaluation and Treatment Center (NFETC). As a result, it is anticipated that the number of forensic patients on the waitlist to receive critical mental health care services will be reduced.

Timelines: The Department anticipates fully obligating and expending the funds for staff augmentation and inpatient behavioral health bed expansion in SFY 2023-2024.



Primary Delivery Mechanisms and Partners, if applicable: All DCF approved third-party staffing organizations shall perform the clinical activities provided by SMHTF leadership in a proper and satisfactory manner. Staffing organizations ensure their candidates obtain all necessary state and federal licensing necessary to complete the activities. The staffing organizations shall provide documentation of compliance with all documented requirements of SMHTF leadership to include time to fill vacancies, staffing hours, start dates and all credentialing requirements from both hospital bylaws and CMS guidelines.

Website: There is no website for this specific initiative.

Intended Outcomes: To reduce the waitlist for admission to 15 days or less by increasing or maximizing forensic bed capacity.

Performance Measures: Final performance measures will be developed as the projects are implemented; however, at a high level, output measures will include the reduction of the number of patients on forensic and civil waitlists in excess of the 15 days allowed by law.

- Inpatient bed occupancy (occupancy rates)
- Waitlist (number of patients waiting 15 days or more)

Promoting Equitable Outcomes: Data on equitable outcomes will not be collected or reported for this initiative.

Community Engagement: Support for the SMHTFs and improving the overall forensic and civil waitlists has been strong over the past 14 months. With initial reductions and improvements, community partners have proactively reached out and partnered with the Department to support work being performed by hospital teams.



Appendix F: Capital Expenditure Data

The following data represents required information for projects with Capital Expenditures as of June 30, 2023. This list covers projects that have started for any SFRF initiatives.

EC Code	SFRF Project Name	Agency Project Id	Agency Project Name	Total Expected Capital Expenditures	Construction Start Date	Operations Start Date	Address	City	State	Zip Code
EC 1.14	Military Affairs - New Armories - Immokalee	120175	NG Readiness Center Immokalee	\$25,000,000	6/30/2024	12/31/2026	TBD	Immokalee	FL	34142
EC 1.14	Military Affairs - New Armories - Zephyrhills	ENV-2201	NG Readiness Center Zephyrhills	\$25,000,000	6/30/2024	12/31/2026	TBD	Zephyrhills	FL	33539
EC 1.14	State Emergency Operations Center	MSFM-02107000	State Emergency Operations Center	\$180,000,000	6/21/2022	12/31/2026	Shumard Oak Blvd	Tallahassee	FL	32399
EC 6.1	Deferred Maintenance - APD	22FDM0440	DDDP - Replace Doors and Locks with Security Grade, DDDP BLDG 1029	\$198,000	6/9/2023	3/1/2024	1236 Azalea Drive	Chattahoochee	FL	32324
EC 6.1	Deferred Maintenance - APD	22FDM0840	DDDP - Replace/Repair Sally-port Main-Gate, DDDP building 1029	\$80,000	1/27/2023	2/1/2024	1236 Azalea Drive	Chattahoochee	FL	32324
EC 6.1	Deferred Maintenance - APD	22FDM1540	DDDP - Roof Cover for DDDP buildings 1029 Recreation Area	\$95,000	5/24/2023	1/1/2024	1236 Azalea Drive	Chattahoochee	FL	32324
EC 6.1	Deferred Maintenance - APD	22FDM0740	DDDP -Repair/Renovate Guard Building/Control Room at Sallyport Gate 1616	\$150,000	4/12/2023	11/15/2023	1236 Azalea Drive	Chattahoochee	FL	32324
EC 6.1	Deferred Maintenance - APD	22FDP0240	DDDP-Harden Ceilings in the West Bldg.	\$500,000	4/12/2023	10/12/2023	1236 Azalea Drive	Chattahoochee	FL	32324
EC 6.1	Deferred Maintenance - APD	22FDP0340	DDDP-Replace Doors and Locks with Security Grade, DDDP BLDG 1262 & 1263	\$90,000	6/27/2023	1/1/2024	1236 Azalea Drive	Chattahoochee	FL	32324
EC 6.1	Deferred Maintenance - APD	22FDM1440	Pathways - Construct Roof Cover & Bathroom for West Recreation Yard	\$55,000	5/24/2023	12/1/2023	1236 Azalea Drive	Marianna	FL	32446
EC 6.1	Deferred Maintenance - APD	22FDP0140	Pathways-Harden Ceilings in the Bldg. 1557 & 1558	\$498,033	3/3/2022	2/13/2023	1236 Azalea Drive	Marianna	FL	32446
EC 6.1	Deferred Maintenance - APD	22FDM0220	Sunland - Install Attic Linear Heat Detectors	\$200,000	3/25/2022	2/1/2024	3700 Williams Drive	Marianna	FL	32446
EC 6.1	Deferred Maintenance - APD	22FDM1320	Sunland - Replace Roof on Vocational Building #1600	\$75,000	5/1/2023	12/1/2023	3700 Williams Drive	Marianna	FL	32446
EC 6.1	Deferred Maintenance - APD	22FDM1120	Sunland - Road Paving Project - Phase 1	\$900,000	6/14/2023	1/1/2024	3700 Williams Drive	Marianna	FL	32446
EC 6.1	Deferred Maintenance - APD	22FDM1220	Sunland - Sidewalk Repairs Center wide	\$108,000	6/27/2023	1/1/2024	3700 Williams Drive	Marianna	FL	32446
EC 6.1	Deferred Maintenance - APD	22FDM0920	Sunland -Building #45, Replacement of Chiller & Cooling Tower #1524	\$500,000	5/1/2023	11/1/2024	3700 Williams Drive	Marianna	FL	32446
EC 6.1	Deferred Maintenance - APD	22FDM0520	Sunland -Replace Generator-Cox Medical-Run Whole Building #1581	\$1,889,527	4/11/2023	11/1/2024	3700 Williams Drive	Marianna	FL	32446
EC 6.1	Deferred Maintenance - APD	22FDM1020	Sunland -Utility High-Lines Center wide	\$2,085,000	2/1/2024	8/1/2025	3700 Williams Drive	Marianna	FL	32446
EC 6.1	Deferred Maintenance - APD	22FDM1730	Tacachale - ADA Compliance	\$182,284	5/12/2023	1/1/2025	1621 NE Waldo Road	Gainesville	FL	32609
EC 6.1	Deferred Maintenance - APD	22FDM1630	Tacachale - HVAC Repair/Replace Renovate	\$285,000	5/19/2023	1/1/2025	1621 NE Waldo Road	Gainesville	FL	32609
EC 6.1	Deferred Maintenance - APD	22FDM2030	Tacachale - Interior Renovations for Life Safety Code	\$4,908,651	6/14/2023	8/15/2025	1621 NE Waldo Road	Gainesville	FL	32609
EC 6.1	Deferred Maintenance - APD	22FDM1930	Tacachale - Road Parking Lot Repairs	\$695,894	5/10/2023	2/1/2024	1621 NE Waldo Road	Gainesville	FL	32609
EC 6.1	Deferred Maintenance - APD	22FDM1830	Tacachale - Wastewater Infrastructure	\$538,542	5/19/2023	4/1/2024	1621 NE Waldo Road	Gainesville	FL	32609
EC 6.1	Deferred Maintenance - APD	22FDM0630	Tacachale -Communications Move	\$2,500,000	2/16/2023	9/1/2024	1621 NE Waldo Road	Gainesville	FL	32609
EC 6.1	Deferred Maintenance - APD	22FDM0130	Tacachale -Roof Renovations	\$2,989,614	4/15/2022	10/15/2023	1621 NE Waldo Road	Gainesville	FL	32609
EC 6.1	Deferred Maintenance - APD	16F161130	Tacachale-Residential Fire Alarm and Sprinkler	\$438,750	9/22/2022	10/1/2024	1621 NE Waldo Road	Gainesville	FL	32609
EC 6.1	Deferred Maintenance - DEO	20-ITB-002-VW	Roof replacement (7550-Hollywood)	\$350,000	8/1/2023	8/15/2023	7550 Davie Road	Hollywood	FL	33024
EC 6.1	Deferred Maintenance - DEP	6A012C	Anclote Key	\$1,450,000	9/29/2022	12/9/2024	Howard Park Crossway	Tarpon Springs	FL	34689
EC 6.1	Deferred Maintenance - DEP	6A001	Bahia Honda, concrete spalling at Assistant park manager Residence	\$500,000	8/5/2022	1/1/2024	1200 S Crandon Blvd	Key Biscayne	FL	33149
EC 6.1	Deferred Maintenance - DEP	6A004	Bahia Honda, concrete spalling at Assistant park manager Residence	\$600,000	8/22/2022	1/1/2024	1200 S Crandon Blvd	Key Biscayne	FL	33149
EC 6.1	Deferred Maintenance - DEP	6A009	Caladesi Island, repairs and maintenance to marina and camping areas	\$1,760,000	7/30/2022	9/16/2024	1 Causeway Blvd	Dunedin	FL	34698
EC 6.1	Deferred Maintenance - DEP	6A017C	Ft. George Island, Ribault HVAC System Replacement	\$600,000	6/23/2022	1/1/2025	12241 Fort George Rd	Jacksonville	FL	32226
EC 6.1	Deferred Maintenance - DEP	6A015C	Homosassa, Replacing roof and fish bowl repairs	\$1,600,000	6/2/2023	5/31/2026	4150 S Suncoast Blvd	Homosassa	FL	34446



EC Code	SFRF Project Name	Agency Project Id	Agency Project Name	Total Expected Capital Expenditures	Construction Start Date	Operations Start Date	Address	City	State	Zip Code
EC 6.1	Deferred Maintenance - DEP	6A008	Honeymoon Island, Remove Five (5) Septic Tanks	\$3,260,000	7/30/2022	9/16/2024	1 Causeway Blvd	Dunedin	FL	34698
EC 6.1	Deferred Maintenance - DEP	6A016C	Jonathan Dickinson	\$780,000	9/26/2022	10/30/2024	16450 SE Federal Hwy	Hobe Sound	FL	33455
EC 6.1	Deferred Maintenance - DEP	6A018C	Little Talbot Island, Updates To Campground Bathhouses	\$300,000	8/22/2022	12/31/2024	12157 Heckscher Dr	Jacksonville	FL	32226
EC 6.1	Deferred Maintenance - DEP	6A014C	Rodman Reservoir, Repairs To Water Cntrl Struc At Kirkpatric	\$500,000	5/6/2022	1/1/2024	8282 SE Hwy 314	Ocala	FL	34470
EC 6.1	Deferred Maintenance - DEP	6A020C	Savannas	\$1,800,000	4/15/2022	1/1/2024	2541 SE Walton Road	Port St. Lucie	FL	34952
EC 6.1	Deferred Maintenance - DEP	6A010	Silver Springs - Lundy Bld. HVAC Replacement Int Repairs	\$3,000,000	8/6/2021	9/17/2023	5656 E Silver Springs Blvd	Silver Springs	FL	34488
EC 6.1	Deferred Maintenance - DEP	6A011C	Wakulla Springs, Upgrade Elevator	\$360,000	8/5/2022	9/1/2024	465 Wakulla Park Drive	Wakulla Springs	FL	32327
EC 6.1	Deferred Maintenance - DEP	6A003	Weeki Wachee Springs, Retaining Wall Repairs	\$4,000,000	8/22/2022	1/21/2024	6131 Commercial Way	Spring Hill	FL	34606
EC 6.1	Deferred Maintenance - DEP	6A005	Ybor City Museum	\$540,000	11/9/2022	1/1/2024	1818 E 9th Ave	Tampa	FL	33605
EC 6.1	Deferred Maintenance - DEP-RCP	ARPNE1	ARPA NE HVAC	\$600,000	5/24/2022	9/9/2023	505 Guana River Rd #6527	Ponte Vedra Beach	FL	32082
EC 6.1	Deferred Maintenance - DEP-RCP	ARPNE2	ARPA NE Water Heater	\$23,700	6/16/2022	9/1/2022	505 Guana River Rd #6527	Ponte Vedra Beach	FL	32082
EC 6.1	Deferred Maintenance - DEP-RCP	ARPSW2	Pedestrian Bridge Walkway	\$356,000	12/27/2022	1/1/2024	300 Tower Rd	Naples	FL	34113
EC 6.1	Deferred Maintenance - DFS	EFM685	Building Settling	\$1,543,012	7/17/2023	3/29/2024	11655 NW Gainesville Rd	Ocala	FL	34482
EC 6.1	Deferred Maintenance - DFS	PR54703	Generator	\$235,111	8/1/2023	8/4/2023	11655 NW Gainesville Rd	Ocala	FL	34482
EC 6.1	Deferred Maintenance - DFS	FM686	Paving Phase II	\$311,797	9/1/2023	9/2/2024	11655 NW Gainesville Rd	Ocala	FL	34482
EC 6.1	Deferred Maintenance - DFS	FM684	Repair Bureau of Fire and Arson Roof	\$250,250	8/1/2023	1/31/2024	11655 NW Gainesville Rd	Ocala	FL	34482
EC 6.1	Deferred Maintenance - DFS	FM753	Water Filtration System	\$248,897	1/31/2022	3/3/2022	11655 NW Gainesville Rd	Ocala	FL	34482
EC 6.1	Deferred Maintenance - DJJ	80231702127	Bathroom/Shower ADA Renovation	\$275,000	12/15/2022	2/1/2024	Building 3780 Corry Station	Pensacola	FL	32504
EC 6.1	Deferred Maintenance - DJJ	80390603003	Broward RJDC Bathroom Renovation	\$272,751	8/26/2022	4/10/2023	222 NW 22nd Ave	Fort Lauderdale	FL	33312
EC 6.1	Deferred Maintenance - DJJ	80395207005	Charles Britt Academy Security Doors	\$370,113	9/6/2022	7/14/2023	3001 26th Ave	St. Petersburg	FL	33713
EC 6.1	Deferred Maintenance - DJJ	80382913104	Columbus Youth Academy - Bathroom/Shower ADA Renovation	\$248,549	12/3/2021	6/1/2022	9502 E Columbus Dr	Tampa	FL	33619
EC 6.1	Deferred Maintenance - DJJ	80385504301	Deep Creek Youth Academy - Upgrade Camera System	\$452,173	3/10/2022	12/22/2022	765 E St Johns Ave	Hastings	FL	32145
EC 6.1	Deferred Maintenance - DJJ	80235504041	Deep Creek Youth Academy Bathroom Renovation	\$347,532	10/31/2022	8/31/2023	765 E St Johns Ave	Hastings	FL	32145
EC 6.1	Deferred Maintenance - DJJ	80381602201	Duval Regional Juvenile Detention Center - Security Door Replacement	\$240,892	1/25/2022	5/15/2023	1241 E 8th St	Jacksonville	FL	32206
EC 6.1	Deferred Maintenance - DJJ	80381602194	Duval Regional Juvenile Detention Center - Upgrade Master Control	\$288,712	1/26/2022	7/15/2023	1241 E 8th St	Jacksonville	FL	32206
EC 6.1	Deferred Maintenance - DJJ	80231602220	Duval RJDC Bathroom Renovation	\$325,000	2/2/2023	6/30/2024	1241 E 8th St	Jacksonville	FL	32206
EC 6.1	Deferred Maintenance - DJJ	80384703302	Everglades Youth Academy - Bathroom/Shower ADA Renovation	\$321,038	3/3/2022	7/30/2023	5050 NE 168th St	Okeechobee	FL	34972
EC 6.1	Deferred Maintenance - DJJ	80384701217	Everglades Youth Academy - Security Door Replacement	\$372,638	2/1/2022	6/1/2023	5050 NE 168th St	Okeechobee	FL	34972
EC 6.1	Deferred Maintenance - DJJ	80232910029	Hillsborough Girls Academy - Security Door Replacement	\$160,090	10/14/2022	6/2/2024	9506 E Columbus Dr	Tampa	FL	33619
EC 6.1	Deferred Maintenance - DJJ	80382904177	Hillsborough Regional Juvenile Detention Center - Bathroom/Shower ADA Renovation	\$356,576	1/13/2022	6/2/2022	3948 W MLK Blvd	Tampa	FL	33614
EC 6.1	Deferred Maintenance - DJJ	80231609078	Jacksonville Youth Academy Bathroom Renovation	\$273,401	11/15/2022	6/25/2023	4501 Lannie Rd	Jacksonville	FL	32218
EC 6.1	Deferred Maintenance - DJJ	80383701441	Leon Regional Juvenile Detention Center - Fire Alarm	\$58,551	6/1/2022	1/15/2023	2303 Ron Ellis Dr	Tallahassee	FL	32310
EC 6.1	Deferred Maintenance - DJJ	80384105287	Manatee Regional Juvenile Detention Center - Sally Port Upgrade	\$242,873	2/28/2022	7/13/2023	1803 W 5th St	Bradenton	FL	34205
EC 6.1	Deferred Maintenance - DJJ	80234208396	Marion Youth Academy - Fire Sprinkler System	\$645,176	5/31/2023	6/30/2024	10420 NW Gainesville Rd	Ocala	FL	34482
EC 6.1	Deferred Maintenance - DJJ	80234208331	Marion Youth Academy - Replace TPO roof	\$249,769	3/31/2023	6/30/2023	10420 NW Gainesville Rd	Ocala	FL	34482
EC 6.1	Deferred Maintenance - DJJ	80391320006	Miami Youth Academy Bathroom Renovations	\$265,000	9/7/2022	6/30/2023	10855 SW 84th St	Miami	FL	33173
EC 6.1	Deferred Maintenance - DJJ	80381320543	Miami Youth Academy Fire Sprinkler System	\$257,336	8/23/2022	10/1/2023	10855 SW 84th St	Miami	FL	33173
EC 6.1	Deferred Maintenance - DJJ	80382404128	Oak Grove Youth Academy - Sprinkler System	\$475,400	12/15/2021	12/29/2023	11180 NE 38th St	Jasper	FL	32052
EC 6.1	Deferred Maintenance - DJJ	80234602224	Okaloosa Youth Academy - Bathroom ADA Renovation	\$167,735	2/14/2023	12/29/2023	4455 Straight Line Rd	Crestview	FL	32539
EC 6.1	Deferred Maintenance - DJJ	80394602008	Okaloosa Youth Academy Security Doors	\$54,000	8/26/2022	6/16/2023	4455 Straight Line Rd	Crestview	FL	32539
EC 6.1	Deferred Maintenance - DJJ	80384809113	Orange Youth Academy - Bathroom/Shower ADA Renovation	\$173,431	12/3/2021	7/18/2023	3150 39th St	Orlando	FL	32839
EC 6.1	Deferred Maintenance - DJJ	80385001544	Palm Beach RJDC Bathroom Renovation	\$299,510	8/19/2022	8/15/2023	1100 45th St	West Palm Beach	FL	33407
EC 6.1	Deferred Maintenance - DJJ	80395001001	Palm Beach RJDC Security Doors	\$212,564	7/15/2022	11/25/2022	1100 45th St	West Palm Beach	FL	33407
EC 6.1	Deferred Maintenance - DJJ	80395012007	Palm Beach Youth Academy-Bathroom Renovations	\$265,000	9/19/2022	4/5/2023	9680 Weisman Way	West Palm Beach	FL	33411
EC 6.1	Deferred Maintenance - DJJ	80236302204	Redwood Youth Academy - Fire Sprinkler System	\$267,120	1/31/2023	6/30/2024	14692 NE CR 199-Raiford	Raiford	FL	32083
EC 6.1	Deferred Maintenance - DJJ	80231609110	Security Door Replacement	\$64,889	12/12/2022	12/1/2023	4501 Lannie Rd	Jacksonville	FL	32218
EC 6.1	Deferred Maintenance - DJJ	80232904121	Security Door Replacement	\$650,000	12/12/2022	6/30/2023	2855 W Woodland Ridge Dr	Lecanto	FL	34461
EC 6.1	Deferred Maintenance - DJJ	80234603129	Security Fence Upgrade	\$41,000	12/15/2022	7/7/2023	4449 Straight Line Rd	Crestview	FL	32539
EC 6.1	Deferred Maintenance - DJJ	80385901136	Southwest Regional Juvenile Detention Center - Security Door Replacement	\$63,785	12/21/2021	7/22/2022	2525 Ortiz Ave	Fort Myers	FL	33905
EC 6.1	Deferred Maintenance - DJJ	80385901093	Southwest Regional Juvenile Detention Center - Upgrade Master Control	\$294,981	11/23/2021	6/1/2022	2525 Ortiz Ave	Fort Myers	FL	33905
EC 6.1	Deferred Maintenance - DJJ	80235302108	Sprinkler System	\$285,920	12/12/2022	7/31/2023	2145 Bob Phillips Rd	Bartow	FL	33830
EC 6.1	Deferred Maintenance - DJJ	80385505440	St. John's Youth Academy-Repair Exterior Light	\$33,391	5/17/2022	1/15/2023	4500 Avenue D	St. Augustine	FL	32095
EC 6.1	Deferred Maintenance - DJJ	80395901002	St. Lucie RJDC Security Doors	\$269,996	7/15/2022	12/9/2022	1301 Bell Ave	Fort Pierce	FL	34982
EC 6.1	Deferred Maintenance - DMA	217201	Arcadia Readiness Center Ballistics Enhancements	\$128,629	6/21/2023	6/30/2024	787 Kelly Dr	Arcadia	FL	34266



EC Code	SFRF Project Name	Agency Project Id	Agency Project Name	Total Expected Capital Expenditures	Construction Start Date	Operations Start Date	Address	City	State	Zip Code
EC 6.1	Deferred Maintenance - DMA	N/A	Avon Park Armory Security Fencing	\$300,000	12/31/2023	12/31/2024	2500 US-27 S	Avon Park	FL	33825
EC 6.1	Deferred Maintenance - DMA	222002	Barracks Renovations (Bldg#: 2009)	\$250,000	9/16/2022	9/30/2023	5629 State Road 16 W	Starke	FL	32091
EC 6.1	Deferred Maintenance - DMA	222003	Barracks Renovations (Bldg#: 2012)	\$250,000	9/16/2022	9/16/2022	5629 State Road 16 W	Starke	FL	32091
EC 6.1	Deferred Maintenance - DMA	222005	Barracks Renovations (Bldg#: 2013)	\$250,000	9/16/2022	9/30/2023	5629 State Road 16 W	Starke	FL	32091
EC 6.1	Deferred Maintenance - DMA	221005	Barracks Renovation 2011	\$250,000	9/16/2022	9/30/2023	5629 State Road 16 W	Starke	FL	32091
EC 6.1	Deferred Maintenance - DMA	N/A	Bartow Armory (Eugene M Bass) Security Fencing	\$250,000	12/31/2023	12/31/2024	649 Cessna St	Bartow	FL	33830
EC 6.1	Deferred Maintenance - DMA	N/A	BRANDENTON ARMORY (Larry C. Bolyard) SECURITY FENCING	\$200,000	12/31/2023	12/31/2024	4301 32nd St W	Bradenton	FL	34205
EC 6.1	Deferred Maintenance - DMA	222022	Camp Blanding Full-Time Military Schoolhouse Door Replacement	\$125,825	8/31/2023	3/31/2024	5629 State Road 16 W	Starke	FL	32091
EC 6.1	Deferred Maintenance - DMA	217045	Camp Blanding Latrine Facility Renovation	\$236,871	9/16/2023	8/31/2024	5629 State Road 16 W	Starke	FL	32091
EC 6.1	Deferred Maintenance - DMA	222018	Camp Blanding Latrine Renovations (Bldg#: 2010)	\$400,000	5/11/2022	5/31/2024	5629 State Road 16 W	Starke	FL	32091
EC 6.1	Deferred Maintenance - DMA	222019	Camp Blanding Latrine Renovations (Bldg#: 2015)	\$400,000	5/11/2022	5/31/2024	5629 State Road 16 W	Starke	FL	32091
EC 6.1	Deferred Maintenance - DMA	219046	Camp Blanding Latrine Renovations (Bldg#: 2020)	\$400,000	10/18/2022	6/30/2024	5629 State Road 16 W	Starke	FL	32091
EC 6.1	Deferred Maintenance - DMA	216041	Camp Blanding Military Artifacts Storage Facility Bldg (#1780)	\$900,000	9/30/2023	6/30/2025	5629 State Road 16 W	Starke	FL	32091
EC 6.1	Deferred Maintenance - DMA	223035	Camp Blanding Training Area Dock Replacement	\$60,000	8/31/2023	6/30/2024	5629 State Road 16 W	Starke	FL	32091
EC 6.1	Deferred Maintenance - DMA	217079	Chipley Armory Roof Repairs	\$700,000	9/30/2023	12/31/2024	417 S 7th St	Chipley	FL	32428
EC 6.1	Deferred Maintenance - DMA	217243	Chipley Readiness Center Ballistics Enhancements	\$280,966	9/23/2023	3/31/2024	417 S 7th St	Chipley	FL	32428
EC 6.1	Deferred Maintenance - DMA	217224	Cocoa Readiness Center Ballistics Enhancements	\$128,045	6/30/2023	12/31/2023	308 N Fiske Blvd	Cocoa	FL	32922
EC 6.1	Deferred Maintenance - DMA	215021	Construct CERFP Admin Building	\$850,000	8/31/2023	6/30/2026	5629 State Road 16 W	Starke	FL	32091
EC 6.1	Deferred Maintenance - DMA	N/A	CRESTVIEW ARMORY SECURITY FENCING	\$300,000	12/31/2023	12/31/2024	1518 E James Lee Blvd	Crestview	FL	32539
EC 6.1	Deferred Maintenance - DMA	217244	Crestview Readiness Center Ballistics Enhancements	\$127,174	9/19/2023	3/31/2024	1518 E James Lee Blvd	Crestview	FL	32539
EC 6.1	Deferred Maintenance - DMA	218010	Crystal River Parking Lot	\$1,000,000	7/31/2023	6/30/2025	8551 W Venable St	Crystal River	FL	34429
EC 6.1	Deferred Maintenance - DMA	N/A	DADE CITY ARMORY SECURITY FENCING	\$200,000	12/31/2023	12/31/2024	15029 US Highway 301	Dade City	FL	33523
EC 6.1	Deferred Maintenance - DMA	N/A	EUSTIS (Paul V. Hudson) SECURITY FENCING	\$200,000	12/31/2023	12/31/2024	605 S Bay St	Eustis	FL	32726
EC 6.1	Deferred Maintenance - DMA	221013	Eustis Readiness Center Renovation	\$2,500,000	10/31/2023	9/30/2026	605 S Bay St	Eustis	FL	32726
EC 6.1	Deferred Maintenance - DMA	N/A	Ft. Lauderdale Armory (CSM Thomas Jeff Mayo) Security Fencing	\$150,000	12/31/2023	12/31/2024	400 SW 24th St	Fort Lauderdale	FL	33315
EC 6.1	Deferred Maintenance - DMA	N/A	FT MYERS SECURITY FENCING	\$250,000	12/31/2023	12/31/2024	3405 Marion St	Fort Myers	FL	33916
EC 6.1	Deferred Maintenance - DMA	217207	Ft. Lauderdale Readiness Center Ballistics Enhancements	\$208,607	11/20/2023	6/30/2024	400 SW 24th St	Fort Lauderdale	FL	33315
EC 6.1	Deferred Maintenance - DMA	N/A	GAINESVILLE SECURITY FENCING	\$200,000	12/31/2023	12/31/2024	1101 NE 8th Ave	Gainesville	FL	32601
EC 6.1	Deferred Maintenance - DMA	217254	Haines City Readiness Center Ballistics Enhancements	\$116,887	6/13/2023	12/31/2023	1107 W Commerce Ave	Haines City	FL	33844
EC 6.1	Deferred Maintenance - DMA	217262	Jax. Cecil 1822 Readiness Center Ballistics Enhancements	\$199,589	10/23/2023	4/30/2024	13433 Crossover St	Jacksonville	FL	32221
EC 6.1	Deferred Maintenance - DMA	217262	Jax. Cecil 858 Readiness Center Ballistics Enhancements	\$205,631	8/8/2023	2/29/2024	13433 Crossover St	Jacksonville	FL	32221
EC 6.1	Deferred Maintenance - DMA	217245	Lake City Readiness Center Ballistics Enhancements	\$205,748	8/22/2023	3/31/2023	490 NW Lake Jeffery Road	Lake City	FL	32055
EC 6.1	Deferred Maintenance - DMA	N/A	Lake City Security Fencing	\$250,000	12/31/2023	12/31/2024	490 NW Lake Jeffrey Road	Lake City	FL	32055
EC 6.1	Deferred Maintenance - DMA	N/A	Lake Wales Armory (Charlie Jack Anderson) Security Fencing	\$350,000	12/31/2023	12/31/2024	435 South Airport Road	Lake Wales	FL	33859
EC 6.1	Deferred Maintenance - DMA	217211	Lake Wales Readiness Center Ballistics Enhancements	\$280,966	6/13/2023	1/31/2024	435 South Airport Road	Lake Wales	FL	33859
EC 6.1	Deferred Maintenance - DMA	N/A	LAKELAND ARMORY SECURITY FENCING	\$350,000	12/31/2023	12/31/2024	4140 Drane Field Road	Lakeland	FL	33811
EC 6.1	Deferred Maintenance - DMA	217026	Lakeland Site & Drill Hall Lighting Upgrades	\$99,000	12/31/2023	12/31/2024	4140 Drane Field Road	Lakeland	FL	33811
EC 6.1	Deferred Maintenance - DMA	N/A	LIVE OAK ARMORY (Louie C. Wadsworth) SECURITY FENCING	\$400,000	12/31/2023	12/31/2024	1416 11th St SW	Live Oak	FL	32064
EC 6.1	Deferred Maintenance - DMA	221015	Live Oak Readiness Center Renovation	\$2,800,000	8/31/2023	9/30/2026	1416 11th St SW	Live Oak	FL	32064
EC 6.1	Deferred Maintenance - DMA	N/A	MELBOURNE ARMORY SECURITY FENCING	\$350,000	12/31/2023	12/31/2024	1889 Stewart Road	Melbourne	FL	32935
EC 6.1	Deferred Maintenance - DMA	N/A	MIAMI ARMORY (Robert A. Ballard) SECURITY FENCING	\$250,000	12/31/2023	12/31/2024	700 NW 28th St	Miami	FL	33127
EC 6.1	Deferred Maintenance - DMA	217032	Miami Site Lighting Upgrade	\$52,000	12/31/2023	12/31/2024	700 NW 28th St	Miami	FL	33127
EC 6.1	Deferred Maintenance - DMA	N/A	ORLANDO ARMORY (Fern Creek) SECURITY FENCING	\$200,000	12/31/2023	12/31/2024	2809 South Fern Creek Ave	Orlando	FL	32856
EC 6.1	Deferred Maintenance - DMA	217260	Palatka Readiness Center Ballistics Enhancements	\$240,057	7/1/2023	1/31/2024	1301 Moseley Ave	Palatka	FL	32177
EC 6.1	Deferred Maintenance - DMA	N/A	PALMETTO ARMORY SECURITY FENCING	\$350,000	12/31/2023	12/31/2024	1107 14th Ave W	Palmetto	FL	34221
EC 6.1	Deferred Maintenance - DMA	217215	Palmetto Readiness Center Ballistics Enhancements	\$128,270	7/19/2023	2/29/2024	1107 14th Ave W	Palmetto	FL	34221
EC 6.1	Deferred Maintenance - DMA	N/A	PANAMA CITY (Hiram W. Sperry) SECURITY FENCING	\$350,000	12/31/2023	12/31/2024	3121 North Lisenby Ave	Panama City	FL	32405
EC 6.1	Deferred Maintenance - DMA	DMA-ITB-276	PENSACOLA ARMORY SECURITY FENCING	\$272,141	5/5/2022	3/31/2023	8790 Grow Dr	Pensacola	FL	32514
EC 6.1	Deferred Maintenance - DMA	N/A	PLANT CITY ARMORY (Sumpter L. Lowry) SECURITY FENCING	\$250,000	12/31/2023	12/31/2024	4004 Airport Rd	Plant City	FL	33563
EC 6.1	Deferred Maintenance - DMA	217047	Plant City Security Site Lighting Upgrades	\$141,000	9/30/2023	9/30/2024	4004 Airport Road	Plant City	FL	33563
EC 6.1	Deferred Maintenance - DMA	DMA-ITB-275	QUINCY ARMORY (Robert O. Shelter Jr.) SECURITY FENCING	\$306,804	5/5/2022	3/31/2023	2049 Pat Thomas Pkwy	Quincy	FL	32351
EC 6.1	Deferred Maintenance - DMA	N/A	SANFORD ARMORY (R.L. Evans) SECURITY FENCING	\$200,000	12/31/2023	12/31/2024	915 E First St	Sanford	FL	32771
EC 6.1	Deferred Maintenance - DMA	221016	Sanford Readiness Center Renovation	\$2,800,000	12/31/2023	9/30/2026	915 E First St	Sanford	FL	32771
EC 6.1	Deferred Maintenance - DMA	N/A	SARASOTA ARMORY SECURITY FENCING	\$250,000	12/31/2023	12/31/2024	2890 Ringling Blvd	Sarasota	FL	34237
EC 6.1	Deferred Maintenance - DMA	217218	St. Petersburg Readiness Center Ballistics Enhancements	\$322,670	7/17/2023	2/29/2024	3601 38th Ave S	St. Petersburg	FL	33711
EC 6.1	Deferred Maintenance - DMA	N/A	STARK ARMORY (Randall F. Chitty) SECURITY FENCING	\$300,000	12/31/2023	12/31/2024	720 Edwards Road	Starke	FL	32091
EC 6.1	Deferred Maintenance - DMA	N/A	TAMPA ARMORY (Red Brick) SECURITY FENCING	\$200,000	12/31/2023	12/31/2024	2316 W Lemon St	Tampa	FL	33606
EC 6.1	Deferred Maintenance - DMA	217220	Wauchula Readiness Center Ballistics Enhancements	\$322,601	6/30/2023	1/31/2024	450 Rodeo Dr	Wauchula	FL	33873
EC 6.1	Deferred Maintenance - DMA	N/A	West Palm Beach Armory (Ma) Elliot C. Babcock) Security Fencing	\$250,000	12/31/2023	12/31/2024	2901 Tuxedo Ave	West Palm Beach	FL	33405



EC Code	SFRF Project Name	Agency Project Id	Agency Project Name	Total Expected Capital Expenditures	Construction Start Date	Operations Start Date	Address	City	State	Zip Code
EC 6.1	Deferred Maintenance - DMA	N/A	West Palm Beach Armory (Maj Elliot C. Babcock) Security Fencing	\$250,000	12/31/2023	12/31/2024	2901 Tuxedo Ave	West Palm Beach	FL	33405
EC 6.1	Deferred Maintenance - DMA	221017	Winter Haven Readiness Center Renovation	\$2,500,000	12/31/2023	9/30/2026	565 Avenue C, SE	Winter Haven	FL	33880
EC 6.1	Deferred Maintenance - DMS	MSFM-02113150	Bob Martinez Center-Tallahassee: ADA Corrections-Phase 4 Capitol Complex - Design And Construction Of Stairwell Pressurization / Install HVAC in Capitol stairwells	\$500,000	4/25/2023	12/31/2026	2600 Blair Stone Road	Tallahassee	FL	32399
EC 6.1	Deferred Maintenance - DMS	MSFM-02113230	Capitol Complex - Design Replacement Of Main Distributed Switchgear	\$3,327,500	6/23/2022	12/31/2026	400 South Monroe Street	Tallahassee	FL	32399
EC 6.1	Deferred Maintenance - DMS	MFSM-17004481	Capitol Complex - HOB/SOB West Perimeter Wall	\$110,000	7/26/2022	12/31/2026	400 South Monroe Street	Tallahassee	FL	32399
EC 6.1	Deferred Maintenance - DMS	MSFM-18004621	Capitol Complex - Install Interior Non-ADA & Wayfinding Signage	\$1,982,200	3/28/2022	12/31/2026	400 South Monroe Street	Tallahassee	FL	32399
EC 6.1	Deferred Maintenance - DMS	MSFM-02113240	Capitol Complex - Install Security Improvements / New east entrance to the Capitol	\$500,000	8/3/2022	12/31/2026	400 South Monroe Street	Tallahassee	FL	32399
EC 6.1	Deferred Maintenance - DMS	MSFM-20203032	Capitol Complex - Replace Main Distributor Switch Gear	\$7,000,000	5/1/2023	12/31/2026	400 South Monroe Street	Tallahassee	FL	32399
EC 6.1	Deferred Maintenance - DMS	MSFM-16007041	Capitol Complex - Replace MV Cable - Phase 1	\$5,658,803	1/6/2023	12/31/2026	400 South Monroe Street	Tallahassee	FL	32399
EC 6.1	Deferred Maintenance - DMS	MFSM-16007042	Capitol Complex-Tallahassee: ADA Corrections-Construction	\$3,418,000	5/17/2023	12/31/2026	400 South Monroe Street	Tallahassee	FL	32399
EC 6.1	Deferred Maintenance - DMS	MSFM-02113200	Capitol Complex-Tallahassee: Garage #31, Installation of security improvements	\$1,325,500	4/14/2023	12/31/2026	400 South Monroe Street	Tallahassee	FL	32399
EC 6.1	Deferred Maintenance - DMS	MSFM-02113110	CCOC - Tallahassee (ADA Construction Phase 1)	\$3,000,000	12/31/2023	12/31/2026	400 South Monroe Street	Tallahassee	FL	32399
EC 6.1	Deferred Maintenance - DMS	MSFM-02113140	Collins-Tallahassee: Replace fire system	\$1,000,000	12/31/2023	12/31/2026	4050 Esplanade Way	Tallahassee	FL	32399
EC 6.1	Deferred Maintenance - DMS	MSFM-02102031	Daytona Beach RSC-Daytona Beach: Repair and renovation of end-of-life restrooms.	\$2,019,000	10/27/2022	12/31/2026	107 W Gaines Street	Tallahassee	FL	32399
EC 6.1	Deferred Maintenance - DMS	MSFM-02113270	DOR 1-3 & 1st DCA-Tallahassee: Upgrade fire alarm panel	\$2,500,000	12/31/2023	12/31/2026	210 North Palmetto Ave	Daytona Beach	FL	32114
EC 6.1	Deferred Maintenance - DMS	MSFM-02113130	Douglas-Tallahassee: ADA Corrections	\$61,000	7/1/2022	12/31/2026	2000 Drayton Drive	Tallahassee	FL	32399
EC 6.1	Deferred Maintenance - DMS	MSFM-02113280	FDLE Main-Tallahassee: Replace fire system	\$200,000	5/1/2023	12/31/2026	3900 Commonwealth Blvd	Tallahassee	FL	32399
EC 6.1	Deferred Maintenance - DMS	MSFM-02102051	First DCA Vestibule Security Upgrade	\$2,699,000	4/25/2023	12/31/2026	2331 Phillips Road	Tallahassee	FL	32399
EC 6.1	Deferred Maintenance - DMS	MSFM-02113090	Fletcher-Tallahassee: Replace fire system	\$220,000	4/1/2022	12/31/2026	2000 Drayton Drive	Tallahassee	FL	32399
EC 6.1	Deferred Maintenance - DMS	MSFM-02102041	Gadsden Correctional Facility Renovations. Phase III, Building A, B and C Dormitories	\$1,861,000	10/27/2022	12/31/2026	100 East Gaines Street	Tallahassee	FL	32399
EC 6.1	Deferred Maintenance - DMS	MSFM-17060020	Hurston Complex (ADA Corrections - Construction Phase IV)	\$10,510,732	8/22/2022	12/31/2026	6044 Greensboro Hwy	Quincy	FL	32351
EC 6.1	Deferred Maintenance - DMS	MSFM-18002032	Hurston Complex-Orlando: ADA Corrections-Phase 3	\$2,200,000	4/25/2023	12/31/2026	400 West Robinson Street	Orlando	FL	32801
EC 6.1	Deferred Maintenance - DMS	MSFM-18002031	Hurston Complex-Orlando: Replace fire system	\$4,500,000	12/31/2023	12/31/2026	400 West Robinson Street	Orlando	FL	32801
EC 6.1	Deferred Maintenance - DMS	MSFM-02102021	Lake City Correctional Facility Roof Replacement	\$2,258,000	3/20/2023	12/31/2026	400 West Robinson Street	Orlando	FL	32801
EC 6.1	Deferred Maintenance - DMS	MSFM-17025020	R. A. Gray Building needs building-wide humidity control	\$2,583,216	5/5/2023	12/31/2026	7906 US 90	Lake City	FL	32055
EC 6.1	Deferred Maintenance - DMS	MSFM-02113010	R. A. Gray Building water quality issues	\$1,000,000	8/17/2022	12/31/2026	500 S Bronough Street	Tallahassee	FL	32399
EC 6.1	Deferred Maintenance - DMS	MSFM-02113120	Roof/Plaza leak mitigation for the Museum of Florida History. Appears to be a critical repair.	\$500,000	5/16/2023	12/31/2026	500 S Bronough Street	Tallahassee	FL	32399
EC 6.1	Deferred Maintenance - DMS	MSFM-02113070	Trammell-Tampa: ADA Corrections-Phase 1	\$10,000,000	11/10/2022	12/31/2026	500 S Bronough Street	Tallahassee	FL	32399
EC 6.1	Deferred Maintenance - DMS	MFSM-18002022	Trammell-Tampa: ADA Corrections-Phase 2	\$750,000	5/9/2022	12/31/2026	1313 North Tampa Street	Tampa	FL	33602
EC 6.1	Deferred Maintenance - DMS	MSFM-18002021	Turlington and Parking Garage # 50	\$1,400,000	5/10/2023	12/31/2026	1313 North Tampa Street	Tampa	FL	33602
EC 6.1	Deferred Maintenance - DMS	MSFM-02113160	Florida School for the Deaf and Blind - Gregg Hall Demolition/Design/ New Construction	\$1,000,000	7/27/2022	12/31/2026	325 W Gaines Street	Tallahassee	FL	32399
EC 6.1	Deferred Maintenance - DOE 2022	P22GR	DBMP-Dade (Miami) Lab - Mechanical Renovations	\$5,661,625	9/30/2023	8/31/2024	207 San Marco Avenue	St. Augustine	FL	32084
EC 6.1	Deferred Maintenance - DOH	12213100	DBMP-Duval (Jax) Lab - Andrade Bldg HVAC Controls & Reno	\$3,050,700	6/6/2022	1/1/2025	1325 NW 14th Ave	Miami Beach	FL	33125
EC 6.1	Deferred Maintenance - DOH	12216600	DBMP-Duval (Jax) Lab - Central Energy Plant Cooling Tower	\$536,500	11/15/2022	1/1/2024	1217 N Pearl St	Jacksonville	FL	32202
EC 6.1	Deferred Maintenance - DOH	12216300	DBMP-Duval (Jax) Lab - Jacksonville Campus Renovations (Ext)	\$1,118,800	2/8/2022	1/1/2024	1217 N Pearl St	Jacksonville	FL	32202
EC 6.1	Deferred Maintenance - DOH	12216700	DBMP-Duval (Jax) Lab - Maintenance shop Repair or Replace	\$656,800	1/14/2022	1/1/2024	1217 N Pearl St	Jacksonville	FL	32202
EC 6.1	Deferred Maintenance - DOH	12216400	DBMP-Duval (Jax) Lab - Pearl Street Complex Flood Control	\$923,400	1/10/2022	7/1/2024	1217 N Pearl St	Jacksonville	FL	32202
EC 6.1	Deferred Maintenance - DOH	12216500	DBMP-Duval (Jax) Lab - Porter Bldg 1st Floor Renovation	\$1,328,300	5/25/2023	1/1/2024	1217 N Pearl St	Jacksonville	FL	32202
EC 6.1	Deferred Maintenance - DOH	12216100	DBMP-Duval (Jax) Lab - Porter Bldg 2nd Floor Renovation	\$1,431,500	6/6/2022	10/1/2024	1217 N Pearl St	Jacksonville	FL	32202
EC 6.1	Deferred Maintenance - DOH	12216200	DBMP-Hillsboro (Tampa) Lab - Chiller replacement & Upgrades	\$4,452,100	6/6/2022	10/1/2024	1217 N Pearl St	Jacksonville	FL	32202
EC 6.1	Deferred Maintenance - DOH	12229100	DBMP-Jefferson (Monticello) CHD - Renovations	\$1,246,300	1/18/2022	1/1/2024	3602 Spectrum Blvd	Tampa	FL	33620
EC 6.1	Deferred Maintenance - DOH	12233100	DBMP-Statewide Lab - Chemical Fume Hood Replacement	\$573,000	2/17/2022	1/1/2024	1255 W Washington St	Monticello	FL	32344
EC 6.1	Deferred Maintenance - DOH	12200100	DBMP-Statewide Laboratory- ADA Accessibility Renovations	\$1,889,400	5/25/2023	10/1/2024	1217 N Pearl St	Jacksonville	FL	32202
EC 6.1	Deferred Maintenance - DOH	12200300	DBMP-Statewide Laboratory-Incubator Renovations	\$555,000	5/25/2023	10/1/2024	1217 N Pearl St	Jacksonville	FL	32202
EC 6.1	Deferred Maintenance - DOH	12200200	Building Systems - Interior Bathrooms - Lake City	\$201,200	5/25/2023	10/1/2024	1217 N Pearl St	Jacksonville	FL	32202
EC 6.1	Deferred Maintenance-DVA	DVADM402201	Building Systems - Interior Bathrooms - Lake City	\$260,000	6/28/2023	12/31/2026	232 NW CHADLEY LN	Lake City	FL	32055



EC Code	SFRF Project Name	Agency Project Id	Agency Project Name	Total Expected Capital Expenditures	Construction Start Date	Operations Start Date	Address	City	State	Zip Code
EC 6.1	Deferred Maintenance-DVA	DVADM602202	Resealing Parking Lot - Land O' Lakes	\$32,807	12/27/2021	3/1/2022	6919 Parkway Blvd.	Land 'O Lakes	FL	34639
EC 6.1	Deferred Maintenance- FDACS	1070	Conner Complex - Central Plant Repairs	\$1,165,000	11/1/2023	11/1/2023	3125 Conner Boulevard	Tallahassee	FL	32399
EC 6.1	Deferred Maintenance- FDACS	1071	Conner Complex - Chiller Replacement	\$750,000	11/1/2023	11/1/2023	3125 Conner Boulevard	Tallahassee	FL	32399
EC 6.1	Deferred Maintenance- FDACS	1069	DAI - Cottondale Office Improvements	\$225,000	6/6/2023	6/6/2023	2794 Levy Street	Cottondale	FL	32431
EC 6.1	Deferred Maintenance- FDACS	1068	DAI - Live Oak Laboratory Site Improvements	\$400,000	12/1/2023	7/1/2024	912 Nobles Ferry Road	Live Oak	FL	38064
EC 6.1	Deferred Maintenance- FDACS	1067	DMD - Edward L. Myrick Repairs	\$850,000	8/3/2024	8/3/2024	1255 West Atlantic Boulevard	Pompano Beach	FL	33069
EC 6.1	Deferred Maintenance- FDACS	01301REC21	FFS - State Forest Recreation Bathrooms/Bath House Replacements	\$257,000	10/1/2022	10/1/2022	GPS location (State Forest)	Okaloosa County	FL	N/A
EC 6.1	Deferred Maintenance- FDACS	04207ROAD21	FFS - Tate's Hell State Forest Bridge Replacement	\$4,680,000	10/24/2022	4/1/2024	GPS location (Tate's Hell Forest)	Franklin County	FL	N/A
EC 6.1	Deferred Maintenance - DOC	TB-03-Perimeter Lighting	Avon Park CI Upgrade perimeter lighting system	\$255,000	3/1/2024	4/15/2024	8100 County Rd 64	Avon Park	FL	33825
EC 6.1	Deferred Maintenance - DOC	TB-39-H dorm furnaces	Calhoun CI Replace 12 gas furnaces in H dorm	\$65,000	2/20/2023	4/6/2023	19562 SE Institution Dr	Blountstown	FL	32424
EC 6.1	Deferred Maintenance - DOC	TB-39-Confinement Exhaust Fan	Calhoun CI Replace building supply/exhaust fans in administrative confinement building	\$21,672	2/20/2023	4/6/2023	19562 SE Institution Dr	Blountstown	FL	32424
EC 6.1	Deferred Maintenance - DOC	TB-39-Med Class HVAC	Calhoun CI Replace four HVAC units in medical/classification building	\$68,256	2/20/2023	4/6/2023	19562 SE Institution Dr	Blountstown	FL	32424
EC 6.1	Deferred Maintenance - DOC	TB-39-Control Bldg HVAC	Calhoun CI Replace three HVAC units in control building	\$33,860	2/20/2023	4/6/2023	19562 SE Institution Dr	Blountstown	FL	32424
EC 6.1	Deferred Maintenance - DOC	TB-39-Med Class Boiler	Calhoun CI Replace water heater, hydronic boiler, & circulating pumps in medical/classification building	\$31,951	2/20/2023	4/6/2023	19562 SE Institution Dr	Blountstown	FL	32424
EC 6.1	Deferred Maintenance - DOC	TB-39-A dorm window	Calhoun CI Replace windows in A dorm	\$46,000	3/15/2024	4/29/2024	19562 SE Institution Dr	Blountstown	FL	32424
EC 6.1	Deferred Maintenance - DOC	TB-39-B Dorm Window	Calhoun CI Replace windows in B dorm	\$46,000	3/15/2024	4/29/2024	19562 SE Institution Dr	Blountstown	FL	32424
EC 6.1	Deferred Maintenance - DOC	TB-39-C Dorm Window	Calhoun CI Replace windows in C dorm	\$46,000	3/15/2024	4/29/2024	19562 SE Institution Dr	Blountstown	FL	32424
EC 6.1	Deferred Maintenance - DOC	TB-39-D Dorm Window	Calhoun CI Replace windows in D dorm	\$46,000	3/15/2024	4/29/2024	19562 SE Institution Dr	Blountstown	FL	32424
EC 6.1	Deferred Maintenance - DOC	TB-39-E Dorm Window	Calhoun CI Replace windows in E dorm	\$46,000	3/15/2024	4/29/2024	19562 SE Institution Dr	Blountstown	FL	32424
EC 6.1	Deferred Maintenance - DOC	TB-39-F Dorm Window	Calhoun CI Replace windows in F dorm	\$46,000	3/15/2024	4/29/2024	19562 SE Institution Dr	Blountstown	FL	32424
EC 6.1	Deferred Maintenance - DOC	TB-39-G Dorm Window	Calhoun CI Replace windows in G dorm	\$46,000	3/15/2024	4/29/2024	19562 SE Institution Dr	Blountstown	FL	32424
EC 6.1	Deferred Maintenance - DOC	TB-39-J Dorm Window	Calhoun CI Replace windows in J dorm	\$57,000	3/15/2024	4/29/2024	19562 SE Institution Dr	Blountstown	FL	32424
EC 6.1	Deferred Maintenance - DOC	TB-45-H dorm Heaters	Century CI Replace 12 unit heaters in H dorm	\$30,000	1/15/2024	2/29/2024	400 Tedder Rd	Century	FL	32535
EC 6.1	Deferred Maintenance - DOC	TB-45-Academic HVAC	Century CI Replace five HVAC units in academic building	\$26,184	1/15/2024	2/29/2024	400 Tedder Rd	Century	FL	32535
EC 6.1	Deferred Maintenance - DOC	TB-45-Classification HVAC	Century CI Replace HVAC system in classification building	\$200,000	1/15/2024	2/29/2024	400 Tedder Rd	Century	FL	32535
EC 6.1	Deferred Maintenance - DOC	TB-45-Microwave System	Century CI Replace microwave alarm system	\$263,670	1/15/2024	2/29/2024	400 Tedder Rd	Century	FL	32535
EC 6.1	Deferred Maintenance - DOC	TB-45-F dorm water heater	Century CI Replace water heater in F dorm	\$36,488	1/15/2024	2/29/2024	400 Tedder Rd	Century	FL	32535
EC 6.1	Deferred Maintenance - DOC	TB-45-A Dorm Window	Century CI Replace windows in A dorm	\$48,000	3/15/2024	4/29/2024	400 Tedder Rd	Century	FL	32535
EC 6.1	Deferred Maintenance - DOC	TB-45-B Dorm Window	Century CI Replace windows in B dorm	\$46,000	3/15/2024	4/29/2024	400 Tedder Rd	Century	FL	32535
EC 6.1	Deferred Maintenance - DOC	TB-45-Perimeter Lighting	Century CI Upgrade perimeter lighting system	\$240,000	3/1/2024	4/15/2024	400 Tedder Rd	Century	FL	32535
EC 6.1	Deferred Maintenance - DOC	TB-45-MP HVAC	Century Work Camp Replace HVAC units in multipurpose bldg	\$13,451	1/15/2024	2/29/2024	400 Tedder Rd	Century	FL	32535
EC 6.1	Deferred Maintenance - DOC	TB-45-Microphonic System	Century Work Camp Replace micro-phonic system with Fibersynse	\$114,118	1/15/2023	3/1/2023	400 Tedder Rd	Century	FL	32535
EC 6.1	Deferred Maintenance - DOC	TB-45-J Dorm Windows	Century Work Camp Replace windows on J dorm	\$48,000	3/15/2024	4/29/2024	400 Tedder Rd	Century	FL	32535
EC 6.1	Deferred Maintenance - DOC	TB-45-K Dorm Windows	Century Work Camp Replace windows on K dorm	\$48,000	3/15/2024	4/29/2024	400 Tedder Rd	Century	FL	32535
EC 6.1	Deferred Maintenance - DOC	TB-34-Admin HVAC	CFRC MU Replace admin building HVAC	\$34,256	1/15/2024	2/29/2024	7000 H C Kelley Rd	Orlando	FL	32831
EC 6.1	Deferred Maintenance - DOC	TB-34-Control Room HVAC	CFRC MU Replace control room/VP HVAC	\$45,000	1/15/2024	2/29/2024	7000 H C Kelley Rd	Orlando	FL	32831
EC 6.1	Deferred Maintenance - DOC	TB-34-Classification HVAC	CFRC MU Replace six HVAC units in classification	\$80,000	1/15/2024	2/29/2024	7000 H C Kelley Rd	Orlando	FL	32831
EC 6.1	Deferred Maintenance - DOC	TB-34-F Dorm Roof	CFRC MU Reroof F dorm	\$625,506	3/1/2024	4/15/2024	7000 H C Kelley Rd	Orlando	FL	32831
EC 6.1	Deferred Maintenance - DOC	TB-34-N Support Roof	CFRC MU Reroof north support building	\$59,895	3/1/2024	4/15/2024	7000 H C Kelley Rd	Orlando	FL	32831
EC 6.1	Deferred Maintenance - DOC	TB-34-S Support Roof	CFRC MU Reroof south support building	\$59,895	3/1/2024	4/15/2024	7000 H C Kelley Rd	Orlando	FL	32831
EC 6.1	Deferred Maintenance - DOC	TB-38-Gutters	Charlotte CI Replace gutters at maintenance & warehouse	\$22,800	3/1/2024	4/15/2024	33123 Oil Well Rd	Punta Gorda	FL	33955
EC 6.1	Deferred Maintenance - DOC	TB-38-A dorm Roof	Charlotte CI Reroof A dorm	\$250,000	3/1/2024	4/15/2024	33123 Oil Well Rd	Punta Gorda	FL	33955
EC 6.1	Deferred Maintenance - DOC	TB-19-TCU HVAC	Dade CI Replace five HVAC units in TCU	\$174,999	1/1/2023	2/15/2023	19000 SW 377th St	Florida City	FL	33034
EC 6.1	Deferred Maintenance - DOC	TB-19-Generator	Dade CI Upgrade Emergency Generator	\$300,000	1/10/2023	1/10/2024	19000 SW 377th St	Florida City	FL	33034
EC 6.1	Deferred Maintenance - DOC	TB-08-Perimeter Lighting	Desoto CI Upgrade perimeter lighting system	\$220,000	3/1/2024	4/15/2024	13617 SE Hwy 70	Arcadia	FL	34266
EC 6.1	Deferred Maintenance - DOC	TB-50-Windows	Everglades CI Replace windows in dorms A-H. A&B OBD, C-H is a 112-cell-Butterfly.	\$1,745,221	2/1/2024	3/17/2024	1599 SW 187th Ave	Miami	FL	33194
EC 6.1	Deferred Maintenance - DOC	TB-50-Perimeter Lighting	Everglades CI Upgrade perimeter lighting system	\$230,000	3/1/2024	4/15/2024	1599 SW 187th Ave	Miami	FL	33194
EC 6.1	Deferred Maintenance - DOC	DRADA/ADA	FDC ADA Compliance	\$900,000	5/1/2023	4/30/2024	501 S Calhoun St	Tallahassee	FL	32399
EC 6.1	Deferred Maintenance - DOC	TB-05-Window	Florida State Prison Replace 1,562 security windows	\$1,900,000	4/1/2024	5/16/2024	23916 NW 83rd Ave	Raiford	FL	32026
EC 6.1	Deferred Maintenance - DOC	TB-05-HVAC	Florida State Prison Replace three HVAC units main building	\$135,000	2/15/2024	3/31/2024	23916 NW 83rd Ave	Raiford	FL	32026



EC Code	SFRF Project Name	Agency Project Id	Agency Project Name	Total Expected Capital Expenditures	Construction Start Date	Operations Start Date	Address	City	State	Zip Code
EC 6.1	Deferred Maintenance - DOC	TB-38-Ft Meyer Microphonic	Ft Myers Work Camp Replace micro-phonic system with Fibersynse	\$143,100	2/1/2023	3/18/2023	2575 Ortiz Ave	Fort Myers	FL	33905
EC 6.1	Deferred Maintenance - DOC	TB-46-WC Microphonic	Graceville Work Camp Replace micro-phonic system with Fibersynse	\$128,047	2/1/2023	3/18/2023	5230 Ezell Rd	Graceville	FL	32440
EC 6.1	Deferred Maintenance - DOC	TB-71-A Dorm Roof	Hernando CI Reroof A dorm	\$174,296	5/1/2024	6/15/2024	16415 Spring Hill Drive	Brooksville	FL	34604
EC 6.1	Deferred Maintenance - DOC	TB-71-Admin roof	Hernando CI Reroof administration building & add security fencing to roof line	\$50,000	5/1/2024	6/15/2024	16415 Spring Hill Drive	Brooksville	FL	34604
EC 6.1	Deferred Maintenance - DOC	TB-71-B Dorm Roof	Hernando CI Reroof B dorm	\$174,296	5/1/2024	6/15/2024	16415 Spring Hill Drive	Brooksville	FL	34604
EC 6.1	Deferred Maintenance - DOC	TB-71-Med Class Roof	Hernando CI Reroof classification/education	\$173,638	5/1/2024	6/15/2024	16415 Spring Hill Drive	Brooksville	FL	34604
EC 6.1	Deferred Maintenance - DOC	TB-40-WC Microphonic	Holmes CI Replace micro-phonic system with Fibersynse	\$271,040	2/1/2024	3/17/2024	3142 Thomas Drive	Bonifay	FL	32425
EC 6.1	Deferred Maintenance - DOC	TB-40-Microphonic	Holmes Work Camp Replace micro-phonic system with Fibersynse	\$111,951	3/15/2023	4/29/2023	3182 Thomas Drive	Bonifay	FL	32425
EC 6.1	Deferred Maintenance - DOC	TB-73-Perimeter Lighting	Homestead CI Upgrade perimeter lighting system	\$150,000	3/1/2024	4/15/2024	19000 SW 377th St	Florida City	FL	33034
EC 6.1	Deferred Maintenance - DOC	TB-47-Perimeter Lighting	Jefferson CI Upgrade perimeter lighting system	\$250,000	3/1/2024	4/15/2024	1050 Big Joe Rd	Monticello	FL	32344
EC 6.1	Deferred Maintenance - DOC	TB-20-E dorm Roof	Lake CI Replace flat roof on E dorm	\$609,766	5/1/2024	6/15/2024	19225 US Hwy 27	Clermont	FL	34715
EC 6.1	Deferred Maintenance - DOC	TB-20-Perimeter Lighting	Lake CI Upgrade perimeter lighting system	\$270,000	3/1/2024	4/15/2024	19225 US Hwy 27	Clermont	FL	34715
EC 6.1	Deferred Maintenance - DOC	TB-24-B dorm Roof	Lancaster CI Reroof B dorm	\$261,600	5/1/2024	6/15/2024	3449 SW SR26	Trenton	FL	32693
EC 6.1	Deferred Maintenance - DOC	TB-24-FD Roof	Lancaster CI Reroof food service building	\$218,000	5/1/2024	6/15/2024	3449 SW SR26	Trenton	FL	32693
EC 6.1	Deferred Maintenance - DOC	TB-12-B dorm roof	Lawtey CI Reroof B dorm	\$116,000	4/15/2023	5/30/2023	22298 NE CR 200B	Lawtey	FL	32058
EC 6.1	Deferred Maintenance - DOC	TB-12-C Dorm Roof	Lawtey CI Reroof C dorm	\$116,000	4/15/2023	5/30/2023	22298 NE CR 200B	Lawtey	FL	32058
EC 6.1	Deferred Maintenance - DOC	TB-12-D Dorm Roof	Lawtey CI Reroof D dorm	\$116,000	4/15/2023	5/30/2023	22298 NE CR 200B	Lawtey	FL	32058
EC 6.1	Deferred Maintenance - DOC	TB-12-E Dorm Roof	Lawtey CI Reroof E dorm	\$116,000	4/15/2023	5/30/2023	22298 NE CR 200B	Lawtey	FL	32058
EC 6.1	Deferred Maintenance - DOC	TB-12-F Dorm Roof	Lawtey CI Reroof F dorm	\$116,000	4/15/2023	5/30/2023	22298 NE CR 200B	Lawtey	FL	32058
EC 6.1	Deferred Maintenance - DOC	TB-12-G Dorm Roof	Lawtey CI Reroof G dorm	\$116,000	4/15/2023	5/30/2023	22298 NE CR 200B	Lawtey	FL	32058
EC 6.1	Deferred Maintenance - DOC	TB-12-H Dorm Roof	Lawtey CI Reroof H dorm	\$116,000	4/15/2023	5/30/2023	22298 NE CR 200B	Lawtey	FL	32058
EC 6.1	Deferred Maintenance - DOC	TB-12-I dorm Roof	Lawtey CI Reroof I dorm	\$116,000	4/15/2023	5/30/2023	22298 NE CR 200B	Lawtey	FL	32058
EC 6.1	Deferred Maintenance - DOC	TB-12-Perimeter Lighting	Lawtey CI Upgrade perimeter lighting system	\$170,000	3/1/2024	4/15/2024	22298 NE CR 200B	Lawtey	FL	32058
EC 6.1	Deferred Maintenance - DOC	TB-12-Microphonic	Lawtey CI Upgrade/replace micro-phonics	\$246,400	8/15/2023	9/29/2023	22298 NE CR 200B	Lawtey	FL	32058
EC 6.1	Deferred Maintenance - DOC	TB-04-A Dorm Roof	Lowell CI Reroof A dorm	\$257,284	2/28/2024	4/13/2024	11120 NW Gainesville Rd	Ocala	FL	34482
EC 6.1	Deferred Maintenance - DOC	TB-04-Admin Roof	Lowell CI Re-roof Administration building	\$150,000	2/28/2024	4/13/2024	11120 NW Gainesville Rd	Ocala	FL	34482
EC 6.1	Deferred Maintenance - DOC	TB-04-B Dorm Roof	Lowell CI Reroof B dorm	\$257,284	2/28/2024	4/13/2024	11120 NW Gainesville Rd	Ocala	FL	34482
EC 6.1	Deferred Maintenance - DOC	TB-04-Culinary Roof	Lowell CI Reroof culinary vocational building	\$354,060	2/28/2024	4/13/2024	11120 NW Gainesville Rd	Ocala	FL	34482
EC 6.1	Deferred Maintenance - DOC	TB-04-Voc roof	Lowell CI Reroof vocational building	\$347,126	2/28/2024	4/13/2024	11120 NW Gainesville Rd	Ocala	FL	34482
EC 6.1	Deferred Maintenance - DOC	TB-04-Perimeter lighting	Lowell CI Upgrade perimeter lighting system	\$310,000	3/1/2024	4/15/2024	11120 NW Gainesville Rd	Ocala	FL	34482
EC 6.1	Deferred Maintenance - DOC	TB-41-Microphonic	Madison CI Replace micro-phonic system with Fibersynse	\$271,920	9/1/2023	10/16/2023	382 SW MCI Way	Madison	FL	32340
EC 6.1	Deferred Maintenance - DOC	TB-41-Perimeter Lighting	Madison CI Upgrade perimeter lighting system	\$250,000	3/1/2024	4/15/2024	382 SW MCI Way	Madison	FL	32340
EC 6.1	Deferred Maintenance - DOC	TB-41-WC Perimeter Lighting	Madison Work Camp Upgrade/replace micro-phonics	\$94,865	3/15/2023	4/29/2023	382 SW MCI Way	Madison	FL	32340
EC 6.1	Deferred Maintenance - DOC	TB-51-HVAC	NWFR Complete HVAC renovation in medical/classification building	\$665,000	1/15/2024	2/29/2024	4455 Sam Mitchell Drive	Chipley	FL	32428
EC 6.1	Deferred Maintenance - DOC	TB-51-FD Exhaust Fans	NWFR Replace exhaust fans in food service building	\$22,736	1/1/2023	2/15/2023	4455 Sam Mitchell Drive	Chipley	FL	32428
EC 6.1	Deferred Maintenance - DOC	TB-51-F Dorm Windows	NWFR Replace security windows in dorms F-H	\$360,000	3/15/2024	4/29/2024	4455 Sam Mitchell Drive	Chipley	FL	32428
EC 6.1	Deferred Maintenance - DOC	TB-51-A Dorm windows	NWFR Replace windows in A dorm	\$50,000	3/15/2024	4/29/2024	4455 Sam Mitchell Drive	Chipley	FL	32428
EC 6.1	Deferred Maintenance - DOC	TB-51-B Dorm Windows	NWFR Replace windows in B dorm	\$50,000	3/15/2024	4/29/2024	4455 Sam Mitchell Drive	Chipley	FL	32428
EC 6.1	Deferred Maintenance - DOC	TB-51-C Dorm Windows	NWFR Replace windows in C dorm	\$50,000	3/15/2024	4/29/2024	4455 Sam Mitchell Drive	Chipley	FL	32428
EC 6.1	Deferred Maintenance - DOC	TB-51-D Dorm Windows	NWFR Replace windows in D dorm	\$50,000	3/15/2024	4/29/2024	4455 Sam Mitchell Drive	Chipley	FL	32428
EC 6.1	Deferred Maintenance - DOC	TB-51-E Dorm Windows	NWFR Replace windows in E dorm	\$50,000	3/15/2024	4/29/2024	4455 Sam Mitchell Drive	Chipley	FL	32428
EC 6.1	Deferred Maintenance - DOC	TB-51-Gatehouse	NWFR Replace windows in gatehouse	\$32,000	3/15/2024	4/29/2024	4455 Sam Mitchell Drive	Chipley	FL	32428
EC 6.1	Deferred Maintenance - DOC	TB-29-HVAC	Okaloosa CI Replace HVAC/hydrionic heat units in medical/classification building	\$200,000	1/15/2024	2/29/2024	3189 Colonel Greg Malloy Rd	Crestview	FL	32539
EC 6.1	Deferred Maintenance - DOC	TB-29-Maint roof	Okaloosa CI Reroof maintenance building	\$73,500	3/15/2024	4/29/2024	3189 Colonel Greg Malloy Rd	Crestview	FL	32539
EC 6.1	Deferred Maintenance - DOC	TB-29-Perimeter Lighting	Okaloosa CI Upgrade perimeter lighting system	\$175,000	3/1/2024	4/15/2024	3189 Colonel Greg Malloy Rd	Crestview	FL	32539
EC 6.1	Deferred Maintenance - DOC	TB-25-CD Roof	Polk CI Reroof C and D dorms	\$200,000	2/28/2024	4/13/2024	10800 Evans Rd	Polk City	FL	33868
EC 6.1	Deferred Maintenance - DOC	TB-25-Education Roof	Polk CI Reroof education/vocational	\$410,857	2/28/2024	4/13/2024	10800 Evans Rd	Polk City	FL	33868
EC 6.1	Deferred Maintenance - DOC	TB-25-FD Roof	Polk CI Reroof food service building	\$440,000	2/28/2024	4/13/2024	10800 Evans Rd	Polk City	FL	33868
EC 6.1	Deferred Maintenance - DOC	TB-25-AB Roof	Polk CI Reroof open bay dorms (A,B)	\$200,000	2/28/2024	4/13/2024	10800 Evans Rd	Polk City	FL	33868
EC 6.1	Deferred Maintenance - DOC	TB-25-EF Roof	Polk CI Reroof T Dorms (E & F)	\$240,000	2/28/2024	4/13/2024	10800 Evans Rd	Polk City	FL	33868
EC 6.1	Deferred Maintenance - DOC	TB-25-Perimeter	Polk CI Upgrade perimeter lighting system	\$230,000	3/1/2024	4/15/2024	10800 Evans Rd	Polk City	FL	33868
EC 6.1	Deferred Maintenance - DOC	TB-25-C Dorm Roof	Polk Work Camp Reroof C dorm	\$75,060	3/15/2024	4/29/2024	10800 Evans Rd	Polk City	FL	33868



EC Code	SFRF Project Name	Agency Project Id	Agency Project Name	Total Expected Capital Expenditures	Construction Start Date	Operations Start Date	Address	City	State	Zip Code
EC 6.1	Deferred Maintenance - DOC	TB-28-Education Roof	Putnam CI Reroof library/education building	\$90,000	9/1/2023	10/16/2023	128 Yelvington Rd	East Palatka	FL	32131
EC 6.1	Deferred Maintenance - DOC	TB-28-Med Class Roof	Putnam CI Reroof medical/classification building	\$124,000	9/1/2023	10/16/2023	128 Yelvington Rd	East Palatka	FL	32131
EC 6.1	Deferred Maintenance - DOC	TB-28-support Roof	Putnam CI Reroof support buildings	\$37,800	9/1/2023	10/16/2023	128 Yelvington Rd	East Palatka	FL	32131
EC 6.1	Deferred Maintenance - DOC	TB-28-Perimeter	Putnam CI Upgrade perimeter lighting system	\$100,000	9/1/2023	10/16/2023	128 Yelvington Rd	East Palatka	FL	32131
EC 6.1	Deferred Maintenance - DOC	TB-42-Microphonic	Quincy Annex Replace micro-phonic system with Fibersynse	\$180,150	7/1/2023	8/15/2023	2225 Pat Thomas Parkway	Quincy	FL	32351
EC 6.1	Deferred Maintenance - DOC	TB-55-B Dorm Window	Santa Rosa CI Renovate cell windows in B dorm	\$22,000	5/10/2024	6/24/2024	5850 East Milton Rd	Milton	FL	32583
EC 6.1	Deferred Maintenance - DOC	TB-55-C dorm window	Santa Rosa CI Renovate cell windows in C dorm	\$22,000	5/10/2024	6/24/2024	5850 East Milton Rd	Milton	FL	32583
EC 6.1	Deferred Maintenance - DOC	TB-55-D Dorm Window	Santa Rosa CI Renovate cell windows in D dorm	\$22,000	5/10/2024	6/24/2024	5850 East Milton Rd	Milton	FL	32583
EC 6.1	Deferred Maintenance - DOC	TB-55-E Dorm Window	Santa Rosa CI Renovate cell windows in E dorm	\$22,000	5/10/2024	6/24/2024	5850 East Milton Rd	Milton	FL	32583
EC 6.1	Deferred Maintenance - DOC	TB-55-F Dorm Window	Santa Rosa CI Renovate cell windows in F dorm	\$22,000	5/10/2024	6/24/2024	5850 East Milton Rd	Milton	FL	32583
EC 6.1	Deferred Maintenance - DOC	TB-55-G Dorm Window	Santa Rosa CI Renovate cell windows in G dorm	\$22,000	5/10/2024	6/24/2024	5850 East Milton Rd	Milton	FL	32583
EC 6.1	Deferred Maintenance - DOC	TB-55-Furnaces	Santa Rosa CI Replace six gas furnaces in A dorm	\$33,000	5/10/2024	6/24/2024	5850 East Milton Rd	Milton	FL	32583
EC 6.1	Deferred Maintenance - DOC	TB-55-A Dorm Window	Santa Rosa CI Replace windows in A dorm	\$50,000	5/10/2024	6/24/2024	5850 East Milton Rd	Milton	FL	32583
EC 6.1	Deferred Maintenance - DOC	TB-55-H Dorm Window	Santa Rosa CI Replace windows in H dorm	\$50,000	5/10/2024	6/24/2024	5850 East Milton Rd	Milton	FL	32583
EC 6.1	Deferred Maintenance - DOC	TB-55-A Dorm Roof	Santa Rosa CI Reroof A dorm	\$93,630	4/15/2024	5/30/2024	5850 East Milton Rd	Milton	FL	32583
EC 6.1	Deferred Maintenance - DOC	TB-55-FD Roof	Santa Rosa CI Reroof food service building	\$131,450	4/15/2024	5/30/2024	5850 East Milton Rd	Milton	FL	32583
EC 6.1	Deferred Maintenance - DOC	TB-32-Generator	SFRF Replace 350KW Generator	\$400,000	1/10/2024	9/6/2024	14000 NW 41st St	Doral	FL	33178
EC 6.1	Deferred Maintenance - DOC	TB-07-Gym Roof	Sumter CI Reroof gym-multi purpose building	\$368,734	1/10/2023	2/24/2023	9544 County Road 476B	Bushnell	FL	33513
EC 6.1	Deferred Maintenance - DOC	TB-13-windows	Union CI Install new fixed frame windows at SWU control areas A,B,C,& D	\$192,000	3/15/2024	4/29/2024	25636 NE SR 16	Raiford	FL	32083
EC 6.1	Deferred Maintenance - DOC	TB-13-A Dorm Roof	Union CI Reroof A dorm	\$169,800	3/1/2024	4/15/2024	25636 NE SR 16	Raiford	FL	32083
EC 6.1	Deferred Maintenance - DOC	TB-13-Control Room Roof	Union CI Reroof Main control room	\$94,068	3/1/2024	4/15/2024	25636 NE SR 16	Raiford	FL	32083
EC 6.1	Deferred Maintenance - DOC	TB-56-Furnaces	Wakulla CI Replace gas furnace in dorms A-H	\$80,000	2/15/2023	6/15/2023	110 Melaleuca Dr	Crawfordville	FL	32327
EC 6.1	Deferred Maintenance - DOC	TB-56-Windows	Wakulla CI Replace windows in dorms B, D & E	\$144,000	3/15/2024	4/29/2024	110 Melaleuca Dr	Crawfordville	FL	32327
EC 6.1	Deferred Maintenance - DOC	TB-44-HVAC	Walton CI Replace HVAC/hydronic heat units in medical/classification building	\$200,000	2/10/2024	3/26/2024	691 Institution Rd	Defuniak Springs	FL	32433
EC 6.1	Deferred Maintenance - DOC	TB-44-A Dorm Windows	Walton CI Replace windows in A dorm	\$50,000	3/15/2024	4/29/2024	691 Institution Rd	Defuniak Springs	FL	32433
EC 6.1	Deferred Maintenance - DOC	TB-44-B Dorm Windows	Walton CI Replace windows in B dorm	\$50,000	3/15/2024	4/29/2024	691 Institution Rd	Defuniak Springs	FL	32433
EC 6.1	Deferred Maintenance - DOC	TB-44-C Dorm Windows	Walton CI Replace windows in C dorm	\$50,000	3/15/2024	4/29/2024	691 Institution Rd	Defuniak Springs	FL	32433
EC 6.1	Deferred Maintenance - DOC	TB-44-D Dorm Windows	Walton CI Replace windows in D dorm	\$50,000	3/15/2024	4/29/2024	691 Institution Rd	Defuniak Springs	FL	32433
EC 6.1	Deferred Maintenance - DOC	TB-44-E Dorm Windows	Walton CI Replace windows in E dorm	\$50,000	3/15/2024	4/29/2024	691 Institution Rd	Defuniak Springs	FL	32433
EC 6.1	Deferred Maintenance - DOC	TB-44-F Dorm Windows	Walton CI Replace windows in F dorm	\$50,000	3/15/2024	4/29/2024	691 Institution Rd	Defuniak Springs	FL	32433
EC 6.1	Deferred Maintenance - DOC	TB-44-G Dorm Windows	Walton CI Replace windows in G dorm	\$50,000	3/15/2024	4/29/2024	691 Institution Rd	Defuniak Springs	FL	32433
EC 6.1	Deferred Maintenance - DOC	TB-44-Perimeter Lighting	Walton CI Upgrade perimeter lighting system	\$210,000	3/1/2024	4/15/2024	691 Institution Rd	Defuniak Springs	FL	32433
EC 6.1	Deferred Maintenance - DOC	TB-44-Exhaust Fans	Walton Work Camp Replace exhaust fans in I & J dorms	\$49,947	2/15/2023	4/1/2023	301 Institution Rd	Defuniak Springs	FL	32433
EC 6.1	Deferred Maintenance - DOC	TB-44-Microphonic	Walton Work Camp Replace micro-phonic system with Fibersynse	\$143,100	3/1/2023	4/15/2023	301 Institution Rd	Defuniak Springs	FL	32433
EC 6.1	Deferred Maintenance - DOC	TB-14-D Dorm Roof	Zephyrhills CI Install new TPO roof on D dorm	\$395,308	11/1/2023	12/16/2023	2739 Gall Blvd	Zephyrhills	FL	33541
EC 6.1	Deferred Maintenance - DOC	TB-14-E Dorm Roof	Zephyrhills CI Install new TPO roof on E dorm	\$857,609	11/1/2023	12/16/2023	2739 Gall Blvd	Zephyrhills	FL	33541
EC 6.1	Deferred Maintenance - DOC	TB-14-Chapel Roof	Zephyrhills CI Reroof chapel/library & property room	\$224,828	11/1/2023	12/16/2023	2739 Gall Blvd	Zephyrhills	FL	33541
EC 6.1	Deferred Maintenance - DOC	TB-14-Education Roof	Zephyrhills CI Reroof education & graphics building with TPO	\$440,362	11/1/2023	12/16/2023	2739 Gall Blvd	Zephyrhills	FL	33541
EC 6.1	Deferred Maintenance-FWC	7.01	Apalachee PN73301	\$103,750	10/1/2023	10/1/2023	7611 Butler Rd	Sneads	FL	32460
EC 6.1	Deferred Maintenance-FWC	7.04	Babcock Webb PN120997	\$16,863	10/1/2023	10/1/2023	37501 Belmont	Punta Gorda	FL	33982
EC 6.1	Deferred Maintenance-FWC	7.02	Babcock Webb PN71401	\$84,683	2/22/2023	2/22/2023	29200 Tuckers Grade	Punta Gorda	FL	33950
EC 6.1	Deferred Maintenance-FWC	7.03	Babcock Webb PN71408	\$59,857	10/1/2023	10/1/2023	29202 Tuckers Grade	Punta Gorda	FL	33950
EC 6.1	Deferred Maintenance-FWC	7.05	Box-R PN117014	\$57,145	10/1/2023	10/1/2023	300 Tilton Rd	Apalachicola	FL	32320
EC 6.1	Deferred Maintenance-FWC	7.06	Caravelle Ranch PN95902	\$73,590	12/2/2022	12/2/2022	184 Caravelle Farms Rd	Palatka	FL	32177
EC 6.1	Deferred Maintenance-FWC	7.07	Caravelle Ranch PN95903	\$34,782	3/30/2023	3/30/2023	551 Caravelle Farms Rd	Palatka	FL	32177
EC 6.1	Deferred Maintenance-FWC	7.08	Caravelle Ranch PN95905	\$65,120	4/14/2023	4/14/2023	503 Caravelle Farms Rd	Palatka	FL	32177
EC 6.1	Deferred Maintenance-FWC	4.02	Cedar Key Elevator Modernization	\$251,500	8/15/2022	8/15/2022	11350 SW 153rd Ct	Cedar Key	FL	32625
EC 6.1	Deferred Maintenance-FWC	7.09	CREW PN121022	\$24,112	2/14/2022	2/14/2022	24000 Corkscrew Rd	Estero	FL	33928
EC 6.1	Deferred Maintenance-FWC	7.1	Crooked Lake PN121005	\$21,890	2/16/2023	2/16/2023	351 Turtle Run Trail	Frostproof	FL	33843
EC 6.1	Deferred Maintenance-FWC	7.11	Crooked Lake PN121010	\$88,357	5/31/2022	5/31/2022	101 Turtle Run Trail	Frostproof	FL	33843
EC 6.1	Deferred Maintenance-FWC	10.01	Crystal River Office Facility Repairs	\$117,000	9/1/2023	9/1/2023	10247 N Suncoast Blvd	Crystal River	FL	34428
EC 6.1	Deferred Maintenance-FWC	7.12	Dinner Island PN117009	\$32,890	7/8/2022	7/8/2022	17795 CR 833	Clewiston	FL	33440
EC 6.1	Deferred Maintenance-FWC	7.13	Dinner Island PN117010	\$80,547	3/16/2022	3/16/2022	17781 CR 833	Clewiston	FL	33440
EC 6.1	Deferred Maintenance-FWC	7.14	Dinner Island PN117011	\$66,687	2/28/2022	2/28/2022	17665 CR 833	Clewiston	FL	33440
EC 6.1	Deferred Maintenance-FWC	7.15	Dinner Island PN117012	\$67,441	2/28/2022	2/28/2022	21425 CR 846	Clewiston	FL	33440



EC Code	SFRF Project Name	Agency Project Id	Agency Project Name	Total Expected Capital Expenditures	Construction Start Date	Operations Start Date	Address	City	State	Zip Code
EC 6.1	Deferred Maintenance-FWC	7.16	Escribano PN137062	\$147,070	9/1/2023	9/1/2023	5001 Choctaw Field Rd	Navarre	FL	32556
EC 6.1	Deferred Maintenance-FWC	4.01	Eustis Security Gate Construction	\$31,600	4/20/2022	7/19/2022	601 W Woodward Ave	Eustis	FL	32726
EC 6.1	Deferred Maintenance-FWC	3.01	FWRI - HVAC Replacement Phase II	\$2,041,031	10/18/2022	10/18/2022	100 8th Ave SE	St. Petersburg	FL	33701
EC 6.1	Deferred Maintenance-FWC	4.03	Gainesville Underground Electrical/Sewer	\$304,400	8/22/2022	3/1/2024	1105 SW Williston Rd	Gainesville	FL	32601
EC 6.1	Deferred Maintenance-FWC	7.17	Hilochee PN114260	\$55,902	9/1/2023	9/1/2023	12932 CR 474	Clermont	FL	34714
EC 6.1	Deferred Maintenance-FWC	7.18	Hilochee PN114261	\$101,116	6/23/2023	6/23/2023	5005 US 27 S	Clermont	FL	34714
EC 6.1	Deferred Maintenance-FWC	7.19	Joe Budd PN73500	\$116,185	9/1/2023	9/1/2023	1244 Cattle Gap Rd	Midway	FL	32343
EC 6.1	Deferred Maintenance-FWC	6.01	Lake Montgomery Pier Repair	\$275,000	7/19/2022	6/30/2024	578 SW Baya Drive	Lake City	FL	32025
EC 6.1	Deferred Maintenance-FWC	6.02	Lake Victor Pier Repair	\$225,000	12/15/2022	6/30/2024	1310 Riddle Dr	Westville	FL	32464
EC 6.1	Deferred Maintenance-FWC	7.21	Lake Wales Ridge	\$20,000	3/18/2022	3/18/2022	3543 Bluebird Ave	Lake Placid	FL	33852
EC 6.1	Deferred Maintenance-FWC	7.2	Lake Wales Ridge PN121019	\$16,621	9/1/2023	9/1/2023	623 Daffodil St	Lake Placid	FL	33852
EC 6.1	Deferred Maintenance-FWC	5.01	Lakeland Window Replacement	\$208,000	10/1/2022	2/28/2023	3900 Drane Field Rd	Lakeland	FL	33811
EC 6.1	Deferred Maintenance-FWC	5.02	Ocala Hanger Roof Replacement	\$55,000	2/9/2023	8/1/2023	1239 SW 10th St	Ocala	FL	33471
EC 6.1	Deferred Maintenance-FWC	5.03	Ocala Window Replacement	\$15,000	7/20/2022	3/21/2023	1239 SW 10th St	Ocala	FL	33471
EC 6.1	Deferred Maintenance-FWC	9.01	St. Petersburg Joint Use Bldg. & Robert M. Ingle Bldg. Elevator Modernization	\$691,000	8/2/2022	8/2/2022	100 8th Ave SE	St. Petersburg	FL	33701
EC 6.1	Deferred Maintenance-FWC	7.23	Three Lakes PN119084	\$53,933	9/1/2023	9/1/2023	1233 Prairie Lakes Rd	Kenansville	FL	34739
EC 6.1	Deferred Maintenance-FWC	7.22	Three Lakes PN95547	\$132,396	12/22/2022	12/22/2022	950 Sunset Ranch Rd	Kenansville	FL	34739
EC 6.1	Deferred Maintenance-FWC	8.01	Titusville Office Water/Sewer Project	\$18,500	3/10/2023	6/26/2023	1 A. Max Brewer Memorial Pkwy	Titusville	FL	32796
EC 6.1	Deferred Maintenance-FWC	7.24	Tosohatchee PN117072	\$55,313	9/1/2023	9/1/2023	3385 Taylor Creek Rd	Christmas	FL	32709
EC 6.1	Deferred Maintenance-FWC	7.25	Triple N Ranch PN114258	\$123,750	12/15/2022	12/15/2022	7520 Crabgrass Rd	St. Cloud	FL	34771
EC 6.1	Deferred Maintenance- SCS	134262	3DCA Security Alarm and Panic Buttons	\$21,424	1/6/2022	1/6/2022	2001 S.W. 117 Avenue	Miami	FL	33175
EC 6.1	Deferred Maintenance- SCS	134263	SDCA HVAC Circulation and Health Upgrade	\$65,000	1/10/2022	1/10/2022	300 South Beach Street	Daytona Beach	FL	32114
EC 6.1	Deferred Maintenance- SCS	134264	SDCA Storm Window Replacement Build Out	\$53,000	12/14/2021	12/14/2021	300 South Beach Street	Daytona Beach	FL	32114
EC 6.1	Florida Forever (DEP) - Wildlife Corridors	80046A1	80046A1 Fisheating Creek Ecosystem - Lykes Brothers Inc	\$10,599,900	3/29/2022	3/29/2022	10364 W State Rd 78	Moore Haven	FL	33471
EC 6.1	Florida Forever (DEP) - Wildlife Corridors	FF9010A1	Horse Creek Ranch-Carlton Horse Creek Partners, LLC	\$37,818,750	8/23/2022	8/23/2022	5922 S CR 663	Ona	FL	33865
EC 6.1	Florida Forever (DEP) - Wildlife Corridors	80075A2	Kissimmee-St Johns River Connector-Abington Preserve LLC	\$7,750,000	8/23/2022	8/23/2022	43153 Hwy 441 N	Okeechobee	FL	34973
EC 6.1	Florida Forever (DEP) - Wildlife Corridors	80075A1	Kissimmee-St Johns River Connector-Crippen Properties LLC	\$2,070,000	8/23/2022	8/23/2022	30500 NW 72nd St	Okeechobee	FL	34973
EC 6.1	Florida Forever (DEP) - Wildlife Corridors	50193A1	Lake Wales Ridge Ecosystem - Douglas J Miller Jr and Sarah B	\$568,450	3/29/2022	3/29/2022	8600 CR 635	Sebring	FL	33875
EC 6.1	Florida Forever (DEP) - Wildlife Corridors	50193A2	Lakes Wales Ridge Ecosystem - Douglas J Miller and Catherine	\$900,450	3/29/2022	3/29/2022	8400 CR 635	Sebring	FL	33875
EC 6.1	Florida Forever (DEP) - Wildlife Corridors	80003A1	Osceola Pine Savannas - Collins Trust	\$1,880,940	1/17/2023	1/17/2023	5805 N Kenansville Rd	St. Cloud	FL	34771
EC 6.1	Florida Forever (DEP) - Wildlife Corridors	80060A1	Rainbow River Corridor - Gissy Rainbow River Ranch, LLC	\$3,000,000	1/17/2023	1/17/2023	19129 E Pennsylvania Ave	Dunnellon	FL	34432
EC 6.1	Florida Forever (DEP) - Wildlife Corridors	FF10060A1	Red Hills Conservation Area - Gem Land Company	\$4,640,709	3/29/2022	3/29/2022	6177 West Lake Rd	Monticello	FL	32344
EC 6.1	Florida Forever (DEP) - Wildlife Corridors	FF10100A1	Telogia Creek-Tupelo Ag LLC	\$18,060,982	3/13/2023	3/13/2023	13225 NW Odell Owens Rd	Bristol	FL	32321
EC 6.1	Florida Forever (DEP) - Wildlife Corridors	FF07090A1	Triple Diamond - Role Tran, LLC	\$5,270,000	1/17/2023	1/17/2023	17762 NW 240th St	Okeechobee	FL	34972
EC 6.1	Florida Forever (DEP) - Wildlife Corridors	FF08070A1	Wolfe Creek Forest - The Trust Public Land Kingfisher Timber	\$4,906,396	3/29/2022	3/29/2022	9214 Munson Hwy	Milton	FL	32570
EC 6.1	Florida Forever (DEP) - Wildlife Corridors	FF08070A2	Wolfe Creek Forest-Trust For Public Land	\$1,933,563	8/23/2022	8/23/2022	218 Stowers LN	Milton	FL	32570
EC 6.1	Capitol Complex Renovations and Repairs	MSFM-20203193A	Capitol Complex, Heating, Ventilation and Air Conditioning Modernization-Construction Phase 4	\$68,513,575	4/14/2023	12/31/2026	400 South Monroe Street	Tallahassee	FL	32399
EC 6.1	Capitol Complex Renovations and Repairs	MSFM-20203191A	Capitol Complex, Replace Curtainwall (Capitol Windows)-Construction Phase 3	\$46,486,425	11/30/2022	12/31/2026	400 South Monroe Street	Tallahassee	FL	32399
EC 6.1	Artifact Facility	3K014	Department of State Artifact Facility	\$13,800,000	4/1/2024	12/31/2026	2100 West Tennessee Street	Tallahassee	FL	32304